



Empyrean Key



Reflecting Revolution

One important aspect of ritual work is timing. When I first studied this topic, I learned that, although magic can be worked at any time, it was advisable to align the work with universal cycles, such as the moon phases or astrological influences. For example, if you want to do a money spell, you don't necessarily have to wait for a specific day or time, but if the moon is waxing or full, do a spell to bring in more money, if the moon is waning or new, do a spell to banish debt. This has always made sense to me.

I've worked in a variety of traditions, some of which focus on lunar cycles, some on solar cycles. What I've learned is that these different cycles fit together like gears. The lunar cycle is like a smaller, faster turning cog that powers the larger, slower wheel of the year. Likewise, the wheel of the year can become a cog in the broad-sweeping and generational cycles of the slower planets. Finding where these cycles come together can often reinforce magical work, leveraging the power of the quick and ephemeral cycles to gain traction in the slow but powerful movement of big astrological shifts so that we connect with enduring results.

Tonight's full moon is one of those times. The Moon entered Aries early this morning and will pass through an exact conjunction to Uranus and an exact square to Pluto before it reaches its opposition to the Sun (the precise moment of the full moon) tonight at 9:19 p.m. The square between Uranus and Pluto is one of those big, slow-moving generational cycles. We had the second of seven exact squares between these planets last week, and they will continue to be in close formation for about five years. There will certainly be many times that the Moon cog's cycle will align with that of the big Uranus-Pluto gear. Every month Luna will pass through all possible relationship permutations with the Sun, Uranus, Pluto, and every other planet (it is said that she's fickle!). However, there will only be one full moon in Aries this year, and the fact that that full moon also is conjunct to Uranus makes this an important example of the cogs lining up.

Uranus is the planet of revolution. Although it's possible to observe Uranus with the naked eye, it is slow moving and very dim, and its observers had long considered it a star. It was officially identified as a planet in the early 1780s, towards the end of the American Revolutionary War and just prior to the French Revolution. This was also the time of the Industrial Revolution and significant advances in the science of electricity, all of which contribute to its symbolism. Mythologically, Uranus is the sky god and father of Cronus, or Saturn. This ungrateful son castrated and deposed his father. In tarot, most schools assign Uranus to the Fool card.

Pluto is the planet of transformation. Its name, officially assigned on March 24, 1930, is the Roman name of the god of the underworld, known in Greek mythology as Hades. Pluto became official near the beginning of the Great Depression, an ironic twist because its name means “god of riches.” This is a good example of how the transformation of Pluto works. The 20th century was a time of great economic growth, despite the low point of the Great Depression. Pluto, as the god of death, rules over funeral rites—something has to die in order to enter his underworld kingdom, but the result of coming under his rule is apotheosis, a complete and total transformation into something immutable and eternal. One of his symbols is the bottomless abundance of the cornucopia. In terms of our current economy, perhaps taking away his authority as a planet in 2006 angered this bestower of wealth! In tarot, the Judgment card corresponds to Pluto.

The square aspect is characterized by friction and challenge, but can indicate potential for tremendous growth. When the planet associated with revolution and the overthrow of authority challenges the planet of death and transformation in a five year battle, we can see that profound change will result. By looking to the symbolism of the planets, we can see where that change will occur—it seems likely that Uranus will overthrow economic paradigms associated with Pluto. We can also look to the signs that they are in. Pluto is in Capricorn, associated with authority, business, and government. Uranus is in Aries, associated with independence and personal freedom. The vying for power between innovative individualists and established institutions is a valid summary of this energy. This cycle will last about five years.

The Moon represents our inner soul, our private self, and is denoted by the High Priestess card in the tarot. At the time of the full moon, that inner self is on radiant display. In the instigating sign of Aries, and conjunct the planet of revolution, that brightly revealed secret self suddenly craves autonomy and adventure and will fight battles to achieve it. Luna is also challenging the authority of Capricorn, and because she is the inner soul and ruler of the night, she understands the dark Pluto. But today, Luna is Persephone breaking free from her underworld prison and returning to live with the gods above. This cycle will last about two to three days.

The Moon in Aries gives us the courage to reveal our secret selves, railing against the limits of authority and establishment, and ready to revolutionize wealth and embark on a path of personal freedom. By aligning our personal energy with this small cog, we gain the strength to turn much greater wheels in our own development, reflecting revolution that will unfold for years to come.

If you are ready to reveal your radiant soul, try the Empyrean Key Reflecting Revolution spread and see how this energy intertwines with the uniqueness of your natal chart.

Table of Contents

<i>Reflecting Revolution</i>	1
<i>Table of Contents</i>	3
<i>Uranus-Pluto Exact Square, September 18, 2012</i>	4
<i>Sun-Uranus/Moon-Pluto T-Square, September 29, 2012</i>	5
<i>No Astrology Needed!—Uranus-Pluto Square Spread</i>	6
<i>For Astrologers—Uranus-Pluto Square Spread</i>	8
<i>Reflecting Revolution</i>	10
<i>Joy's Special Tarot Terminology</i>	12
<i>What is the Empyrean Key?</i>	13
<i>Diagram: The Empyrean Heaven</i>	14
<i>How to Get the Most out of Your Empyrean Key Symbol</i>	14
<i>Practice: Candle Scrying</i>	15
<i>Practice: A Ceremonial Magic Style Ritual</i>	16
<i>Planets</i>	17
<i>Planets Keywords</i>	18
<i>Signs</i>	19
<i>Signs and Houses Keywords</i>	21

Uranus-Pluto Exact Square, September 18, 2012

Uranus in Aries square Pluto in Capricorn, square Mercury in Libra.

Name: Uranus-Pluto Square
date: Tu., 18 September 2012
in Denver, CO (US)
104w59, 39n44

Time: 11:57 p.m.
Univ.Time: 5:57¹⁹ Sept.
Sid. Time: 22:51:16

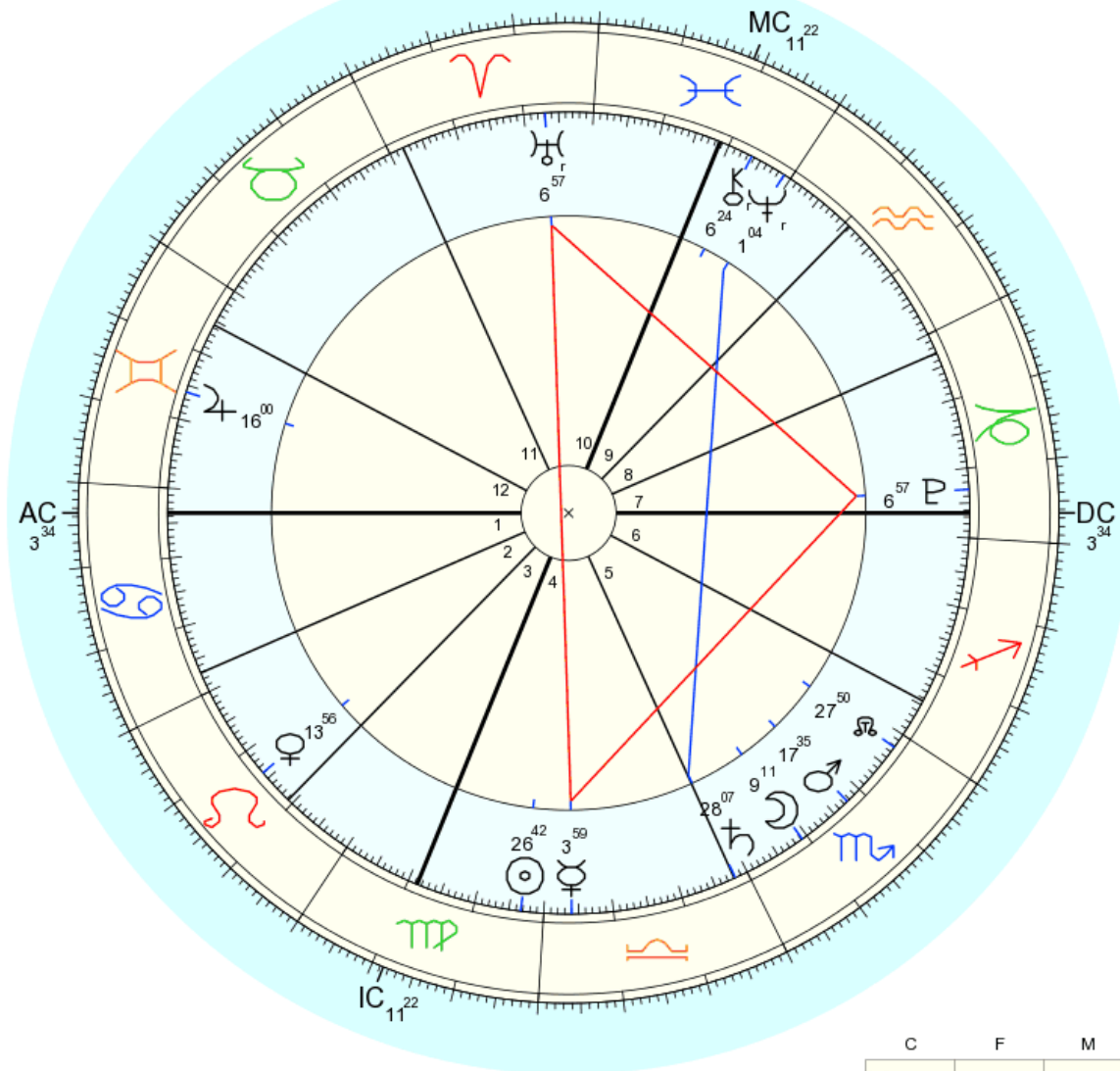


Type: 2.GW 0.0-1 22-Sep-2012

Event chart (Method: Web Style / Koch / Orbfact= 30%)

Sun sign: Virgo

Ascendant: Cancer




☉ Sun	26 Vir 42'19"
☾ Moon	9 Sco 10'51"
☿ Mercury	3 Lib 59'23"
♀ Venus	13 Leo 56' 4"
♂ Mars	17 Sco 34'31"
♃ Jupiter	15 Gem 59'45"
♄ Saturn	28 Lib 6'40"
♅ Uranus	6 Ari 57'16"r
♆ Neptune	1 Pis 4' 6"r
♇ Pluto	6 Cap 57'16"
♁ True Node	27 Sco 49'34"
♁ Chiron	6 Pis 23'42"r
AC: 3 Can 33'51"	2:27 Can 5'
MC: 11 Pis 22'19"	11:27 Ari 58'
	12: 5 Gem 36'

	C	F	M
F	☿	♀	
A	☿ ☿		♂
E	♂		☉
W	♂	♂	♂

Sun-Uranus/Moon-Pluto T-Square, September 29, 2012

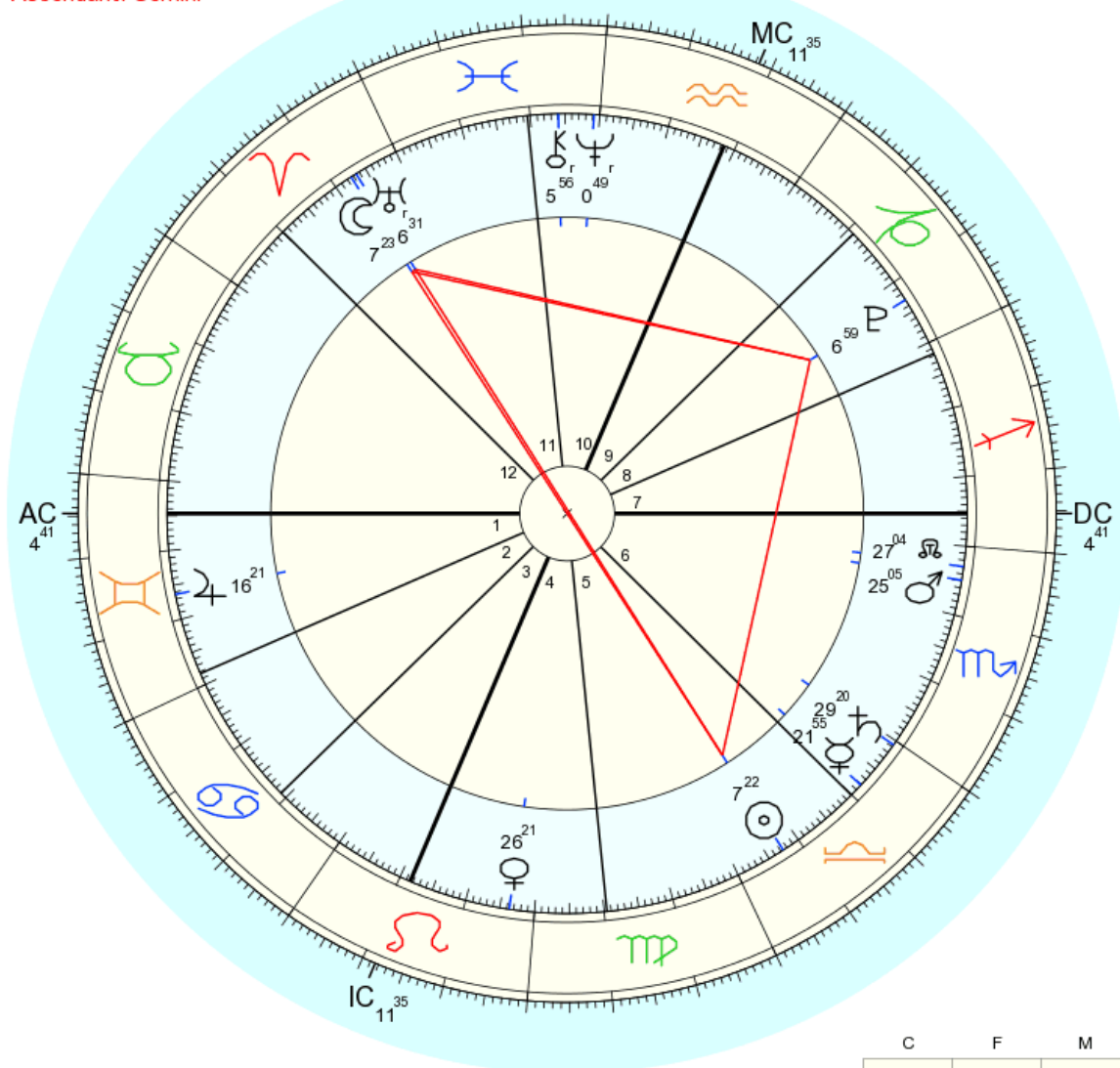
Sun in Libra opposite Uranus conjunct Moon in Aries square Pluto in Capricorn.

Name: T-Square	Time: 9:19 p.m.	 www.astro.com
date: Sa., 29 September 2012	Univ. Time: 3:19 ³⁰ Sept.	
in Denver, CO (US)	Sid. Time: 20:56:12	
104w59, 39n44		Type: 2.GW 0.0-1 15-Jul-2012

Event chart (Method: Web Style / Placidus / Orbfact= 10%)

Sun sign: Libra

Ascendant: Gemini



☉ Sun	7 Lib 22' 25"
☾ Moon	7 Ari 22' 36"
☿ Mercury	21 Lib 54' 49"
♀ Venus	26 Leo 20' 52"
♂ Mars	25 Sco 5' 6"
♃ Jupiter	16 Gem 20' 56"
♄ Saturn	29 Lib 20' 5"
♅ Uranus	6 Ari 31' 7\"r
♆ Neptune	0 Pis 49' 29\"r
♇ Pluto	6 Cap 59' 29"
♁ True Node	27 Sco 3' 43"
♄ Chiron	5 Pis 56' 27\"r
AC: 4 Gem 41' 9"	2:28 Gem 17'
MC: 11 Aqu 35' 23"	11:10 Pis 24'

	C	F	M
F	☿	♀	
A	☉ ☿ ♃	MC	♃ AC
E	♂		
W		♂ ♃	♄ ♅



Empyrean Key



No Astrology Needed!—Uranus-Pluto Square Spread

Empyrean Key Simple Astrology Tarot Spread

This spread can be completed anytime during the next five years.

Day of the Week _____ Date _____ Time _____

Moon Phase _____ Deck _____ Spread Uranus-Pluto Square

Question: How is this planetary configuration affecting my life?

Card 5: Aspect: Square
Place the Tower in position 5. The Tower is associated with Mars, and the square aspect is governed by the qualities of Mars.
This represents the overall interaction of the components in this spread.



5



3



4

Card 1: Planet: Pluto
Place the Judgment card in position 1. Judgment is associated with the planet Pluto.
Keywords: Transformation, Rebirth, Renewal, Deepening, Destruction, Germinating, Reorganizing



1

Card 3: Planet: Uranus
Place the Fool card in position 3. The Fool is associated with the planet Uranus.
Keywords: Community, Revolution, Inventiveness, Change, Liberation, Rebellion, Independence, Technology

Card 2: Sign: Capricorn
Place the Devil card in position 2. It's associated with the sign Capricorn.
Keywords: Ambitious, Disciplined, Systematizing, Values authority



2

Card 4: Sign: Aries
Place the Emperor card in position 4. The Emperor is associated with the sign Aries.
Keywords: Courageous, Initiating, Charismatic, Pioneering

Summary Sentence for Pluto Activation (Cards 1 and 2)

These cards represent the Pluto in Capricorn activation in your life. Based on your interpretation, write a phrase or sentence to summarize this energy:

Pluto activates: _____

Summary Sentence for Uranus Activation (Cards 3 and 4)

These cards represent the Uranus in Aries activation in your life. Based on your interpretation, write a phrase or sentence to summarize this energy:

Uranus activates: _____

Summary Sentence describing the Uranus-Pluto Interaction (Card 5)

This card represents the interaction between the two activations that are happening in your life. Based on your interpretation, write a phrase or sentence to summarize this energy:

No Astrology Needed!—Uranus-Pluto Square Spread

Page 2

Card 6:
What is the highest expression of the
Summary Sentence for your Pluto Acti-
vation? Draw randomly.

Visual Cue: _____
Keyword: _____

Card 6:
Highest
expression
of
Pluto in
Cap

Card 8:
Highest
expression
of
Aspect

Card 7:
Highest
expression
of
Uranus in
Aries

Card 7:
What is the highest expression of the
Summary Sentence for your Uranus Ac-
tivation. Draw randomly.

Visual Cue: _____
Keyword: _____

Card 8:

What is my highest expression of the Summary Sentence for the Uranus-Pluto Interaction? Draw randomly.
Visual Cue: _____ Keyword: _____

Card 9: Synthesis

Choose Card 9 by combining visual cues
from Cards 6, 7, and 8. Meditate on Card 9
to find your personal symbol that represents
your highest expression of the energy of the
Uranus-Pluto Square.

Card 9:
Synthesis

Draw your symbol here:

Write an affirmation or personal statement based on your symbol that perfectly expresses the highest expression of the energy you are working with, using the wording suggested below or your own phrasing.

[Affirmation] My highest expression of the Uranus-Pluto Square is: _____

Last, summarize your personal statement with a single keyword or *very* short phrase. You are trying to find the heart of your affirmation. Write your Keyword below.

[Keyword] _____



Empyrean Key



For Astrologers—Uranus-Pluto Square Spread Empyrean Key Tarot Spread for Chart Interpretation

This spread can be completed anytime during the period of the Pluto-Uranus Square, which continues through 2015.

Day of the Week _____ Date _____ Time _____

Moon Phase _____ Deck _____ Spread Uranus-Pluto Square

Question: How is this planetary configuration activating my natal chart?

Card 7: Aspect: Square

Place the Tower in position 8. The Tower is associated with Mars, and the square aspect is governed by the qualities of Mars.

This represents the overall interaction of the components in this spread.



7



4

Card 4a:
My
planet(s)
in Aries

4a



5

Card 6:
In this
House
of my
chart

6

Card 1: Planet: Pluto

Place the Judgment card in position 1. Judgment is associated with the planet Pluto.

Keywords: Transformation, Rebirth, Renewal, Deepening, Destruction, Germinating, Reorganizing



1

Card 4: Planet: Uranus

Place the Fool card in position 4. The Fool is associated with the planet Uranus.

Keywords: Community, Revolution, Inventiveness, Change, Liberation, Rebellion, Independence, Technology

Card 1a: My Capricorn Planet

Referring to the chart on page 17, select the card to represent the planet(s) you have in Capricorn.

Keywords:

Card 1a:
My
planet(s)
in
Capricorn

1a

Card 4a: My Aries Planet

Referring to the chart on page 17, select the card to represent the planet(s) you have in Aries.

Keywords:

Card 2: Sign: Capricorn

Place the Devil card in position 2. It's associated with the sign Capricorn.

Keywords: Ambitious, Disciplined, Systematizing, Values authority



2

Card 5: Sign: Aries

Place the Emperor card in position 5. The Emperor is associated with the sign Aries.

Keywords: Courageous, Initiating, Charismatic, Pioneering

Card 3: House that Pluto is Transiting

Referring to the chart on pages 19-20, select the card to represent the house that Pluto is transiting.

Keywords:

Card 3:
In this
House
of my
chart

3

Card 6: House that Uranus is Transiting

Referring to the chart on pages 19-20, select the card to represent the house that Uranus is transiting.

Keywords:



Empyrean Key



For Astrologers—Uranus-Pluto Square Spread

Page 2

Summary Sentence for Pluto Activation (Cards 1, (1a,) 2, 3)

These cards represent the Pluto in Capricorn activation of your chart. Based on your interpretation, write a phrase or sentence to summarize this energy:

Pluto activates: _____

Summary Sentence for Uranus Activation (Cards 4, (4a,) 5, 6)

These cards represent the Uranus in Aries activation of your chart. Based on your interpretation, write a phrase or sentence to summarize this energy:

Uranus activates: _____

Summary Sentence describing the Uranus-Pluto Interaction (Card 7)

This card represents the interaction between the two activations that are happening in your chart. Based on your interpretation, write a phrase or sentence to summarize this energy:

Card 8:

What is the highest expression of the Summary Sentence for your Pluto Activation? Draw randomly.

Visual Cue: _____

Keyword: _____

Card 8:
Highest
expression
of
Pluto in
Cap

Card 10:
Highest
expression
of
Aspect

Card 9:
Highest
expression
of
Uranus in
Aries

Card 9:

What is the highest expression of the Summary Sentence for your Uranus Activation. Draw randomly.

Visual Cue: _____

Keyword: _____

Card 10:

What is my highest expression of the Summary Sentence for the Uranus-Pluto Interaction? Draw randomly.

Visual Cue: _____

Keyword: _____

Card 11: Synthesis

Choose Card 11 by combining visual cues from Cards 8, 9, and 10. Meditate on Card 11 to find your personal symbol that represents your highest expression of the energy of the Uranus-Pluto Square.

Card 11:
Synthesis

Draw your symbol here:

Write an affirmation or personal statement based on your symbol that perfectly expresses the highest expression of the energy you are working with, using the wording suggested below or your own phrasing.

[Affirmation] My highest expression of the Uranus-Pluto Square is:

Last, summarize your personal statement with a single keyword or *very* short phrase. You are trying to find the heart of your affirmation. Write your Keyword below.

[Keyword] _____



Empyrean Key



Reflecting Revolution

Empyrean Key Tarot Spread for Chart Interpretation

*This spread is best completed during the Full Moon in Aries, before the Moon moves into Taurus Monday afternoon.
This spread builds on the Uranus-Pluto Square Spread, so do that spread first.*

Day of the Week _____ Date _____ Time _____

Moon Phase _____ Deck _____ Spread Reflecting Revolution

Question: How can I best reflect the Uranus-Pluto Square energies to create my transformation?

Card 7: My Aries Planet

Referring to pp. 17-18, select the card(s) for any planet(s) you have in Aries that the Moon is transiting.


Keywords:

Cards 6-8: The Mirror The Reflection

Card 6: Planet: Moon

Place the High Priestess card in position 6 to represent the Moon.

Keywords: Emotion, Intuition, Reaction, Internal, Self-reflection, Unconscious, Soul, Mother



Card 7:
My
planet(s)
in Aries
(if any)



Card 8: Sign: Aries

Place the Emperor card in position 8. The Emperor is associated with the sign Aries.

Keywords: Courageous, Initiating, Charismatic, Pioneering

Cards 4-5: The Interaction The Revolution

Card 4: Aspect: Opposition

Place the World card in position 4. The World is associated with Saturn, and the opposition aspect is governed by the qualities of Saturn.

Keywords: Limitation, Structure, Boundaries, Time, Completion, Authority, Endurance, Diligence, Discipline, Father



Cards 4 and 5 represent the interaction between Sun and Moon. This allows for the revolution, transforming the Self into the ideal seen in the Mirror.

Card 5: Planet: Uranus

In position 5, place the Fool card for Uranus.

Keywords: Community, Revolution, Inventiveness, Liberation, Rebellion, Independence, Technology

Card 1: Planet: Sun

Place the Sun card in position 1 to represent the Sun.

Keywords: Self, Logic, Action, External, Self-awareness, Ego



Card 2:
My
planet(s)
in Libra
(if any)



Card 3: Sign: Libra

Place the Justice card in position 3. Justice is associated with the sign Libra.

Keywords: Balance, Partnership, Justice, Indecision

Cards 1-3: The Self The Revelation

Card 2: My Libra Planet

Referring to pp. 17-18, select the card(s) for any planet(s) you have in Libra that the Sun is transiting.

Keywords:

Summary Sentence for the Self, the Revelation (Cards 1, 2, and 3)

This the part of yourself that will be revealed in order to be transformed. Write a sentence to summarize your interpretation:

This is the part of me that is brought into the light of consciousness: _____

Summary Sentence for the Interaction, the Revolution (Cards 4 and 5)

This is the interaction between your self and your mirror that allows for the transformation. Summarize your interpretation:

This allows for the revolution : _____

Summary Sentence for the Mirror, the Reflection (Cards 6, 7, and 8)

This is the radiance of the reflection of the revealed self. Select a sentence or phrase to summarize your interpretation:

This is the reflected ideal: _____

Card 8
What is the highest expression of the
Summary for the Self/Revelation?
Draw randomly.
Visual Cue: _____
Keyword: _____

Card 8:
Highest
expression
of the Self
revealed.

Card 9:
Highest
expression
of the
reflected
Ideal.

Card 9
What is the highest expression of the
Summary for the Mirror/Reflection?
Draw randomly.
Visual Cue: _____
Keyword: _____

Card 10
What is the highest expression of the Summary for
the Interaction/Revolution? Draw randomly.
Visual Cue: _____
Keyword: _____

Card 10:
Highest
expression
of
Interaction

Card 11
In position 11, place the Synthesis card from posi-
tion 11 of the Uranus-Pluto Square Spread (position
9 of the "No Astrology Needed" spread) .
Visual Cue: _____
Keyword: _____

Card 11:
Your
Uranus-
Pluto
Square
Synthesis
card

Draw your symbol here:

Card 12 Synthesis
Choose Card 12 by combining visual cues from
Cards 8-11. Meditate on Card 12 to find your
personal symbol that represents your highest
expression of the Ignition.

Card 12:
Synthesis

Write an affirmation or personal statement based on your symbol that perfectly expresses the highest expression of the energy you are working with, using the wording suggested below or your own phrasing.

[Affirmation] My highest expression of reflecting the revolution is: _____

Last, summarize your personal statement with a single keyword or *very* short phrase. You are trying to find the heart of your affirmation. Write your Keyword below.

[Keyword] _____

Joy's Special Tarot Terminology

Analytical or Intentional Draw

An analytical or intentional draw is when you look through the cards face up and pick a card by looking at the picture and making a conscious or analytical choice to use the card.

Random or Intuitive Draw

A random or intuitive draw is when you shuffle the cards face down (or fan them out face down) and select a card randomly, intuitively, or through energetic means.

Synthesis

Compare two or more cards and note any details or visual cues common to each card being compared. Also consider what detail on each card most specifically summarizes the meaning you see in the card. Note such a detail for each card being compared. Now look through the deck for a single card that contains the visual cues you have made note of. This card is the “synthesis” of the other cards. I developed this special technique in August 2008 for the Denver Tarot Geeks.

Highest Expression

Often when we're doing tarot readings, we try to steer a middle course, and not read the cards the way we want them to mean but not read all gloom and doom either. The exercises in the Empyrean Key process provide opportunities to ask the cards to show us our highest self—this is not the same as seeing in the cards what we want to see, but rather allowing the cards—each and every card—to express to us something that is perfectly true, inspiring and transformative about ourselves. I call this the highest expression of the cards.

The Empyrean Key

The Basic Key

The Empyrean Key process uses tarot to explore our highest potential and then crystallize the insight we receive into a simple symbol or glyph that we can use ritually or playfully to bring our consciousness and energetic being into alignment with our higher self—and the Divine—to create powerful transformation in our lives.

The Empyrean Key is a simple process that can be used with any tarot spread to provide a way to incorporate the insight you receive into your life so that you can achieve the full transformational benefits of your tarot readings.

The Ultimate Key

In its ultimate form, the Empyrean Key method integrates the imagistic communication of the tarot with the astrological blueprint of your life purpose to create personalized spiritual practices aimed at evolutionary transformation. This method is designed to create opportunities to break through blocks while aligning yourself with your higher purpose so that you can achieve your unique perfection.

Translating the details of the astrological natal chart into mythological language arouses what is called archetypal expansion--the inspirational feeling of bursting through to a new level of universal consciousness. This expanded perception feels like arriving at the top of a mountain, where you can clearly see your destination. Then using the concrete methods of the Empyrean Key process, you can climb down from that mountain back to normal consciousness with a roadmap to where you're going.

Ultimately, the Empyrean Key process is designed to allow you to discover, connect to and manifest your soul purpose.

The Story Behind It

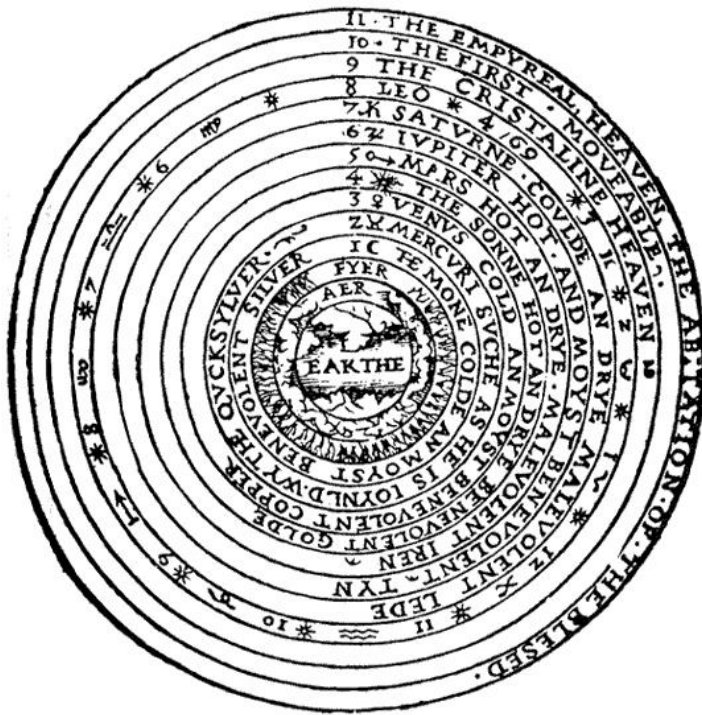
I developed the name Empyrean Key based on the idea of the Empyrean sphere, which was considered the eleventh and highest heaven in medieval cosmology. This was the highest level of the universe, unmoving, perfect, the realm of pure light and the seat of the Divine. The word "key" refers both to a tool for unlocking something previously unavailable, as well as to the Major Arcana of the tarot. Your Empyrean Key is your unique tool for opening the highest levels of your soul purpose.

The Empyrean Key method developed out of my desire to manifest my own soul purpose. After years of study, the tarot had become profoundly useful for me in providing deep insights, but I felt that there was one step further for me to go. I realized I needed to develop a system to translate the insight from tarot into real changes in my life. At the same time, I had started studying astrology and was working to discover how to see my own highest potential in my chart.

I discovered that by combining the two modalities I could use the tarot as a bridge to cross from the eternal archetypes of astrological mythology to the unique simplicity of my mundane personality and back to the highest expression of my soul purpose. By then crystallizing this

shift of perspective into a unique symbol, I could create my own personal tool for transformation.

I believe that because the system is so adaptable and personalized, anybody can benefit from it.



The Empyrean Heaven

This image shows the Ptolemaic cosmology, with the Earth at the center, surrounded by Air and Fire, then the numbered concentric spheres.

Earth
Air
Fire

1. Moon
2. Mercury
3. Venus
4. Sun
5. Mars
6. Jupiter
7. Saturn
8. The Fixed Stars/Zodiac
9. The Crystalline Heaven
10. The First Moveable Sphere (*Primum Mobile*)
11. The Empyrean Heaven

How to Get the Most Out of Your Empyrean Key Symbol

Your symbol translates the conscious work you have done to the subconscious, where the process of transformation begins. The symbol is like a seed, and working with it through ritual and meditation is planting and tending the seed. This is the process I developed as a technique to manifest the insight we receive from the tarot, and, by working in the context of the natal chart, to realize our highest potential.

A few ways to work with your symbol:

- Place your symbol where you can see it often
- Create something using the symbol
- Use it in ritual
- Meditate on it
- Cut out your symbol and tape it to your water bottle
- Place your symbol under your pillow and ask to receive dreams about it
- Get it tattooed on your body (or use a Sharpie!)
- Use icing to decorate cookies or cupcakes with your symbol

Make up your own fun, helpful or crazy ways to make your symbol part of your life!

Practice: Candle Scrying

Ritual to Create Mindful Focus on Your Symbol

This ritual is designed for people who do not have a lot of experience ritualizing for themselves. Ritual does not have to be complicated or mysterious. It is simply a way of connecting your physical self with your spiritual self. The process of bridging the two is accomplished differently for everyone, so never be afraid to try something new or change something around! There are no “rules” to be broken. You are just finding what works best for you, and as long as you put out your intentions with love, they will be returned with love.

Tools

- A small taper candle in the color that best fits your intention (note: a tealight candle will not work for this ritual)
- A toothpick
- Your Empyrean Key symbol, affirmation and keyword

Ritual

Using the toothpick, while repeating your Empyrean Key affirmation out loud, carve your symbol onto one side of the candle.

Now while repeating your Empyrean Key keyword out loud, carve your keyword onto the other side of the candle.

Carve your name into the bottom and the top of the candle.

Holding the candle in both hands, say your affirmation, then your keyword, and then take a deep breath and breathe out slowly and intentionally onto the candle.

Place the candle on a safe burning surface and, saying your affirmation and keyword once more, light the candle.

Let the candle burn all the way down and out. (If you cannot leave the candle burning, simply put it out and then relight it whenever it is safe to do so, repeating until it is completely burned down.)

—*Ritual by Rory Joyner*











Practice: A Ceremonial Magic Style Ritual

Ritual to Invoke and Balance the Energy of Your Symbol

Find an area indoors or outdoors where you can be undisturbed for a few minutes. There should be enough room to walk in a small circle, or at least turn around with your arm extended. This is your ritual space.

1. Stand in the center of your ritual space facing east. Stand tall with your feet together or shoulder width apart and your hands at your sides. Take several deep breaths to clear and calm yourself.
2. Bring your hands, palms together, in front of your chest in “Namaste” or “prayer position.” Set your intention to call forth or invoke the power of your symbol.
3. From the Namaste position, drop your arms back down to your sides, then on an inhalation with a strong, controlled, sweeping motion, swing your arms above your head while slightly arching your back and looking up. Continue breathing deeply, and for a few moments contemplate your connection to the sky. (This step and the next you may recognize as the beginning of a yoga sun salutation.)
4. On an exhalation, lean forward, arms still extended, back straight, for as far forward as you can go while maintaining a strong and controlled motion. Then drop your hands and round your back until you are hanging comfortably (you can place your hands on your legs for support) or touching the ground. Breathe deeply, and for a few moments contemplate your connection to the earth.
5. Inhaling, roll up slowly vertebra by vertebra while lifting your arms out to the sides, so that your body forms a cross. While reaching out to the sides, look slightly upward and feel your heart open.
6. Exhaling, bring your hands back to Namaste position. Momentarily be aware of all the positions you have just held—above, below, left and right, and centered at the heart.
7. Release your arms to the sides, and then step forward, if you have enough room, to the eastern edge of your ritual space. Extend your arm, and with a pointed finger or with a ritual wand, trace your symbol in the air in front of you. Imagine seeing your symbol glowing in brilliant white light. Say your Keyword in a firm and powerful but not necessarily loud voice. Feel the vibrations of your Keyword filling the space to the east. Alternately, say, “I invoke the power of [Keyword] out of the east and into Unity” or “My [Keyword] is One” or similar.
8. When you feel the vibrations begin to dissipate slightly, with your arm still extended, trace a line around to the south of your ritual space. Again trace your symbol, see it glowing in white light, and vibrate your Keyword or say the alternate line, using the appropriate direction as necessary.
9. Repeat to the west and to the north.
10. From the north, complete the circle by tracing a line back to the east. Then return to the center of your ritual space.
11. Trace your symbol in the air directly in front of you. See it glowing in brilliant white light.
12. Say your Affirmation aloud, firmly and powerfully, but not necessarily loudly.
13. Cup the symbol in your hands and see it glow even more brilliantly. Gently and lovingly bring it in your hands to your heart. Feel the symbol embrace your heart.
14. Feel the whole ritual space filling with white light, as if a skylight opened above you, or as if the sun came out from behind the clouds. Be aware of your symbol glowing brightly in the four directions and in your heart. Bask in the warmth and beauty of this light until you begin to feel it dissipating.
15. Bring your hands to Namaste position, and repeat steps 3 through 6.
16. Say “Thank you” or any common closing you use in your work, such as “Amen” or “So mote it be” or “Blessed be.”
17. This completes the ritual.

Planets

<u>Glyph</u>	<u>Planet</u>	<u>Card Image</u>	<u>Card Title</u>	<u>Rules Sign of</u>	<u>Aspects</u>
☾	Moon		High Priestess	♋ Cancer	N/A
☼	Sun		Sun	♌ Leo	Conjunction
☿	Mercury		Magician	♊ Gemini and ♍ Virgo	Semi-sextile
♀	Venus		Empress	♉ Taurus and ♎ Libra	Sextile
♂	Mars		Tower	♈ Aries and ♏ Scorpio (classical)	Square
♃	Jupiter		Wheel of Fortune	♐ Sagittarius and ♓ Pisces (classical)	Trine
♄	Saturn		World	♑ Capricorn and ♒ Aquarius (classical)	Opposition
♅	Uranus		Fool <i>In traditional esoteric tarot, the outer planets are not used, and the Fool corresponds to air.</i>	♒ Aquarius (modern)	N/A
♆	Neptune		Hanged Man <i>In traditional esoteric tarot, the outer planets are not used, and the Hanged Man corresponds to water.</i>	♓ Pisces (modern)	N/A
♇ or ♇	Pluto		Judgment <i>In traditional esoteric tarot, the outer planets are not used, and Judgment corresponds to fire.</i>	♏ Scorpio (modern)	N/A





Planets Keywords

<u>Glyph</u>	<u>Planet</u>	<u>Keywords</u>
☉	Sun	Self, Logic, Action, External, Self-awareness, Ego
☾	Moon	Emotion, Intuition, Reaction, Internal, Self-reflection, Unconscious, Soul, Mother
☿	Mercury	Communication, Mental realm, Writing, Eloquence, Quick movement, Dexterity, Adaptability, Thief, Trickster
♀	Venus	Relationship, Love, Beauty, Harmony, Art, Pleasure, Aesthetics
♂	Mars	Action, Desire, Drive, Power, Energy, Aggression, Sexuality, Initiative, Courage, Passion
♃	Jupiter	Education, Travel, Expansion, Success, Excess, Joviality, Religion
♄	Saturn	Limitation, Structure, Boundaries, Time, Completion, Authority, Endurance, Diligence, Discipline, Father
♅	Uranus	Community, Revolution, Inventiveness, Change, Liberation, Rebellion, Independence, Technology
♆	Neptune	Imagination, Psychic ability, Illusion, Addiction, Nebulousness, Delusion, Occult
♇ or ♁	Pluto	Transformation, Rebirth, Renewal, Deepening, Destruction, Germinating, Reorganizing

Signs

<u>Glyph</u>	<u>Sign</u>	<u>Card Image & Title</u>	<u>Ruling Planet</u>	<u>House</u>	<u>Mode</u>	<u>Element</u>
♈	Aries	The Emperor (I) A king in a red robe sitting on a throne, holding a scepter.	♂ Mars	First	Cardinal	Fire
♉	Taurus	The Hierophant (V) A high priest in a red robe sitting on a throne, holding a crosier.	♀ Venus	Second	Fixed	Earth
♊	Gemini	The Lovers (VI) Two nude figures standing under a tree, one holding a staff.	♂ Mercury	Third	Mutable	Air
♋	Cancer	The Chariot (VII) A king in a blue robe sitting on a throne, holding a scepter.	☾ Moon	Fourth	Cardinal	Water
♌	Leo	Strength (VIII) A woman in a white robe crouching and holding a lion's paw.	☼ Sun	Fifth	Fixed	Fire
♍	Virgo	The Hermit (IX) A man in a white robe holding a lantern and a staff.	♂ Mercury	Sixth	Mutable	Earth
♎	Libra	Justice (X) A king in a red robe sitting on a throne, holding a sword and scales.	♀ Venus	Seventh	Cardinal	Air
♏	Scorpio	Death (XIII) A skeleton in a white robe sitting on a throne, holding a scythe.	♂ Mars (Classical) ♂ Pluto (Modern)	Eighth	Fixed	Water

Signs

<u>Glyph</u>	<u>Sign</u>	<u>Card Image & Title</u>	<u>Ruling Planet</u>	<u>House</u>	<u>Mode</u>	<u>Element</u>
♐	Sagittarius	 Temperance	♃ Jupiter	Ninth	Mutable	Fire
♑	Capricorn	 THE DEVIL	♄ Saturn	Tenth	Cardinal	Earth
♒	Aquarius	 THE STAR	♄ Saturn (Classical) ♅ Uranus (Modern)	Eleventh	Fixed	Air
♓	Pisces	 THE MOON	♃ Jupiter (Classical) ♆ Neptune (Modern)	Twelfth	Mutable	Water

Signs and Houses Keywords

<u>Glyph</u>	<u>Sign</u>	<u>Keywords for the Sign</u>	<u>House</u>	<u>Keywords for the House</u>
♈	Aries	Courageous, Initiating, Charismatic, Pioneering	First	Early environment, personality, physical body
♉	Taurus	Comfort-oriented, Stable, Patient, Values Luxury	Second	Money, resources, possessions
♊	Gemini	Pursues Intelligence, Adaptable, Quick-witted, Social	Third	Communication, primary education, short journeys, siblings
♋	Cancer	Nurturing, Intuitive, Compassionate, Homebody	Fourth	Home, mother, real estate
♌	Leo	Dramatic, Confident, Noble, Flamboyant	Fifth	Children, creativity, romance
♍	Virgo	Precise, Detailed, Service-oriented, Values Perfection	Sixth	Service, jobs, health
♎	Libra	Balance, Partnership, Justice, Indecision	Seventh	Partnerships, relating to others, legal issues, open enemies
♏	Scorpio	Passionate, Intense, Transformative, Deep, Death and Rebirth	Eighth	Death, sex, taxes, transformation, other people's money
♐	Sagittarius	Exploratory, Engendering, Integrative, Philosophical	Ninth	Higher education, long journeys, philosophy, religion, publishing
♑	Capricorn	Ambitious, Disciplined, Systematizing, Values authority	Tenth	Public reputation, career, fame, father
♒	Aquarius	Revolutionary, Community- oriented, Idealistic, Humanitarian	Eleventh	Friends, community, hopes and dreams
♓	Pisces	Empathic, Sensitive, Spiritually- oriented, Psychic	Twelfth	Unconscious, mysticism, gestation, hospitals, prisons, secret enemies