

Unlock Your Money Magic

An Empyrean Key Workshop to Discover and Activate
Your Unique and Innate Gift for Abundance

Joy Vernon, Instructor



This workshop uses my original Empyrean Key method to understand and activate the second house (money and resources) of your astrological natal chart to create income and leverage resources through connecting with your quirkily unique and incontrovertibly innate talents and strengths around money.

The process helps you discover and connect to your perfectly authentic expression of financial abundance and plant that expanded understanding of yourself in your soul where unconscious transformation sparks new thoughts and actions that are in Divine alignment with your highest expression of stability, security and generosity.

This basic handout is a great way to get started exploring your unique relationship to money. But there is much more you can find in your chart regarding your relationship to wealth. I will be offering an upcoming webinar on Friday, May 6, 2016 from 1-3 p.m. that can guide you through the various ways of exploring your Money Magic as found in your unique natal chart. This is an online class and a recording will be provided if you can't attend live. The webinar is much more detailed than this basic handout and includes several different ways to explore money, wealth and finances in your chart. For more info or to register, please see the Tarot Classes page on my website, JoyVernon.com.

Table of Contents

Money Magic: Basic Astrology.....	3
Instructions for Money Magic: Basic Astrology	4
Joy's Special Tarot Terminology.....	6
About the Empyrean Key	7
How to Get the Most out of your Empyrean Key Symbol	8
Practice: Candle Scrying	9
Practice: A Ceremonial Magic Style Ritual	10
Planets	12
Planets Keywords.....	13
Signs	14
Signs and Houses Keywords	16

Unlock Your Money Magic

Money Magic: Empyrean Key Tarot Spread for Chart Interpretation

Basic Astrology Spread

Day of the Week _____ Date _____ Time _____

Moon Phase _____ Deck _____ Spread Money Magic

Question: How can I activate my innate strengths around money?

1

Card 1: Planet: This Part of You...
Choose the Major Arcana card(s) associated with the planet(s) you have in the second house. Refer to p. 12, Planets. (If no planets in this house, just skip this card.)

4

Card 4:
What is my highest expression of Card 1? Draw randomly. If you don't have any planets in this sign, skip this step.

7

2

Card 2: Sign: Acts Like This...
Select the Major Arcana card associated with the sign that your second house planet is in. Refer to p. 14, Signs.

5

Card 5:
What is my highest expression of Card 2? Draw randomly.

Card 7: Symbol
Choose Card 7 by combining elements of Cards 4, 5, and 6. Meditate on Card 7 to find your personal symbol that represents your highest expression of this energy.



Card 3: House:
Under These Circumstances
Use the Hierophant to symbolize the second house. Refer to p. 14, Signs.

6

Card 6:
What is my highest expression of Card 3? Draw randomly.

Draw your symbol here:

Write an affirmation or personal statement based on your symbol that perfectly expresses the highest expression of the energy you are working with, using the wording suggested below or your own phrasing.

[Affirmation] My highest expression of this energy is:

Last, summarize your personal statement with a single keyword or *very* short phrase. You are trying to find the heart of your affirmation. Write your Keyword below.

[Keyword]

Instructions for Money Magic: Basic Astrology Spread

First, identify the planet or planets you have in the second house.

Planet(s) in the Second House: _____

Referring to Planets Keywords, p. 13, jot down some of the keywords for that planet

Keywords for your second house planet:

Now, referring to your natal chart, identify which sign your second house planet is in.

Sign of Second House Planet: _____

Make note of some of the keywords from Signs and Houses Keywords, p. 16.

Keywords for this Sign:

Keywords for Taurus and the Second House

Taurus	Comfort-oriented	Stable	Patient	Values Luxury
Second House	Money	Resources	Possessions	Security

Planet, Sign, House – Positions 1, 2 and 3

Card 1. Next, referring to your natal chart, determine what planets, if any, are in the second house. (If you don't have any planets in the second house, skip Position 1.) Consult Planets, p. 12 to discover which tarot card corresponds to your second house planet and place that card in position 1 as indicated on the spread sheet on p. 3.

Card 2. Again referring to your natal chart, determine which sign your second house planet is in. Consult Signs on p. 14-15 to discover which tarot card corresponds to this sign and pull the appropriate card. Place this card in position 2 as indicated on the Money Magic: Basic Astrology Spread.

Card 3. Pull the Hierophant card (Trump V) to represent the second house, which corresponds symbolically to Taurus. Place it in position 3 as indicated in the Money Magic: Basic Astrology Spread.

Examine and contemplate cards 1, 2 and 3: Your second house planet in its sign in the second house. Note similarities and differences between the cards, the general emotional mood of the cards, certain details that pop out at you. Compare these thoughts to the keywords you made note of above. Consider how these cards represent how you relate to money.

Using your own words based on your contemplation of the cards, write a statement summarizing your understanding of your second house:

[Second House in Your Chart] _____

[Second House Keyword] _____

The Highest Expression – Positions 4-6

See p. 6 for an explanation of the Highest Expression. Shuffle the deck while concentrating on the idea of finding your highest expression of the above qualities. Randomly draw cards 4, 5, and 6. Contemplate these three cards, each by itself, in relation to the other two, and in relation to the first three cards. Write statements of your understanding of these cards.

Card 4. My highest expression of my second house planet is: _____

Card 5. My highest expression of the sign of my second house planet is: _____

Card 6. My highest expression of the second house is: _____

Integrating your understanding of these six cards, summarize your highest expression of the second house in your natal chart: _____

Looking at cards 4, 5, and 6, decide what detail in the card imagery most clearly inspires, expresses, or summarizes each statement you made above. Jot these three visual cues down.

Card 4 Detail: _____

Card 5 Detail: _____

Card 6 Detail: _____

Synthesis Card – Position 7

See p. 6 for an explanation of the Synthesis Card. Look through your deck for a card that has these three visual cues or details on it. Probably you can find a card with exactly these three details, but if not, choose a card that expresses the general overall feeling that you have about them. This is Card 7, the synthesis of Cards 4, 5, and 6.

Spend some time in contemplation of your Card 7, the synthesis. This card represents your unique and innate relationship to money and will inspire in you a particular symbol that you feel is ideally suited to represent this part of you. Once you've found your symbol, draw it in the space provided on the reading sheet. It is helpful to reduce the symbol to a glyph (a simple line drawing) for the purposes of the ritual work we will be doing later.

[Personal Symbol] _____

Write an affirmation or personal statement based on your symbol that perfectly expresses your understanding of the highest expression of your unique and innate relationship to money, using the wording suggested below or your own phrasing.

[Affirmation] My highest expression of my money magic is: _____

Last, summarize your personal statement with a single keyword or *very* short phrase. You are trying to find the heart of your affirmation. Write your Keyword below.

[Keyword] _____

Joy's Special Tarot Terminology

Analytical or Intentional Draw

An analytical or intentional draw is when you look through the cards face up and pick a card by looking at the picture and making a conscious or analytical choice to use the card.

Random or Intuitive Draw

A random or intuitive draw is when you shuffle the cards face down (or fan them out face down) and select a card randomly, intuitively, or through energetic means.

Synthesis

Compare two or more cards and note any details or visual cues common to each card being compared. Also consider what detail on each card most specifically summarizes the meaning you see in the card. Note such a detail for each card being compared. Now look through the deck for a single card that contains the visual cues you have made note of. This card is the “synthesis” of the other cards. I developed this special technique in August 2008 for the Denver Tarot Geeks.

Highest Expression

Often when we're doing tarot readings, we try to steer a middle course, and not read the cards the way we want them to mean but not read all gloom and doom either. The exercises in the Empyrean Key process provide opportunities to ask the cards to show us our highest self. This is not the same as seeing in the cards what we want to see, but rather allowing the cards—each and every card—to express to us something that is perfectly *true, inspiring and transformative* about ourselves. I call this the highest expression of the cards.

To find the highest expression of a card, first it helps to throw away your usual understanding of the card or basic meanings that you have learned. If this is difficult for you, you might consider using a deck with images that are unfamiliar to you, but which are intriguing and inspiring.

Know that this is your higher self talking to you through these cards. Your higher self is the part of you that is connected to the Divine, that understands the sacred truth of Unity. Your body might feel a-buzz when you are connected to this part of you, or it might feel an extraordinary sense of peace and stillness. This part of you does not give you knowledge of the future, as you might get when doing an ordinary reading, this part of you has the wisdom to make your future the best that it can be. In this place there is no competition, no moralizing, no compromising, no limitations. There is only accomplishment, completion, attainment, realization. This is a special and sacred space that feels totally unique to you and filled with the greatest wisdom and inspiration.

It might feel particularly challenging to get a difficult card here or a card that initially seems non-sensical or out of context. Any card in the deck, when assigned the meaning of the highest expression, can offer something that is *true, inspiring and transformative*. When you are interpreting your highest expression cards, it is your job to remove yourself to a place of compassionate objectivity, and spiritual connection so that you can see beyond the mundane limitations of the cards and realize the deep wisdom and truth so that you are inspired and energized in the highest expression of this card for your unique situation. Like a well-crafted story, the ending (result) should be surprising but inevitable.

About the Empyrean Key

The Basic Key

The Empyrean Key process uses tarot to explore our highest potential and then crystallize the insight we receive into a simple symbol or glyph that we can use ritually or playfully to bring our consciousness and energetic being into alignment with our higher self—and the Divine—to create powerful transformation in our lives.

The Empyrean Key is a simple process that can be used with any tarot spread to provide a way to incorporate the insight you receive into your life so that you can achieve the full transformational benefits of your tarot readings.

The Ultimate Key

In its ultimate form, the Empyrean Key method integrates the imagistic communication of the tarot with the astrological blueprint of your life purpose to create personalized spiritual practices aimed at evolutionary transformation. This method is designed to create opportunities to break through blocks while aligning yourself with your higher purpose so that you can achieve your unique perfection.

Translating the details of the astrological natal chart into mythological language arouses what is called archetypal expansion--the inspirational feeling of bursting through to a new level of universal consciousness. This expanded perception feels like arriving at the top of a mountain, where you can clearly see your destination. Then using the concrete methods of the Empyrean Key process, you can climb down from that mountain back to normal consciousness with a roadmap to where you're going.

Ultimately, the Empyrean Key process is designed to allow you to discover, connect to and manifest your soul purpose.

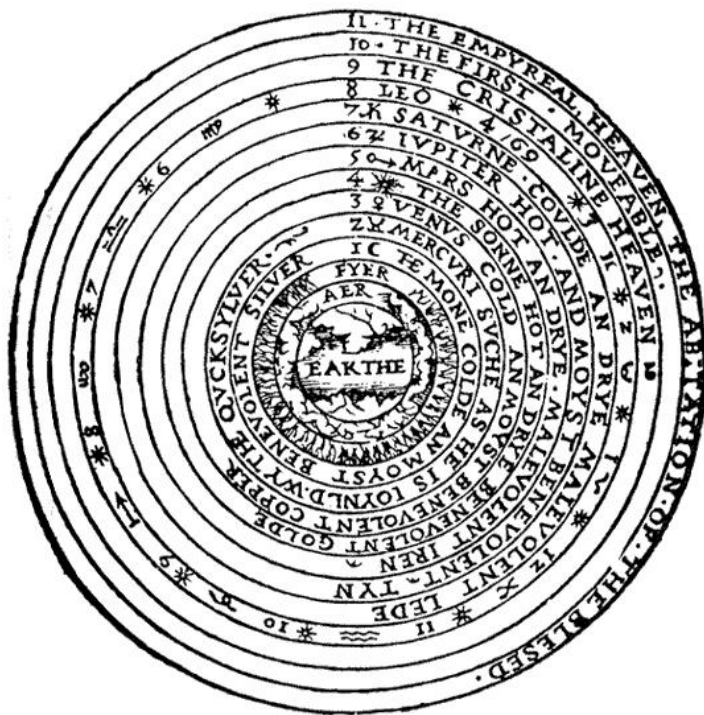
The Story Behind It

I developed the name Empyrean Key based on the idea of the Empyrean sphere, which was considered the eleventh and highest heaven in medieval cosmology. This was the highest level of the universe, unmoving, perfect, the realm of pure light and the seat of the Divine. The word "key" refers both to a tool for unlocking something previously unavailable, as well as to the Major Arcana of the tarot. Your Empyrean Key is your unique tool for opening the highest levels of your soul purpose.

The Empyrean Key method developed out of my desire to manifest my own soul purpose. After years of study, the tarot had become profoundly useful for me in providing deep insights, but I felt that there was one step further for me to go. I realized I needed to develop a system to translate the insight from tarot into real changes in my life. At the same time, I had started studying astrology and was working to discover how to see my own highest potential in my chart.

I discovered that by combining the two modalities I could use the tarot as a bridge to cross from the eternal archetypes of astrological mythology to the unique simplicity of my mundane personality and back to the highest expression of my soul purpose. By then crystallizing this shift of perspective into a unique symbol, I could create my own personal tool for transformation.

I believe that because the system is so adaptable and personalized, anybody can benefit from it.



The Empyrean Heaven

This image shows the Ptolemaic cosmology, with the Earth at the center, surrounded by Air and Fire, then the numbered concentric spheres.

Earth
Air
Fire

1. Moon
2. Mercury
3. Venus
4. Sun
5. Mars
6. Jupiter
7. Saturn
8. The Fixed Stars/Zodiac
9. The Crystalline Heaven
10. The First Moveable Sphere (*Primum Mobile*)
11. The Empyrean Heaven

How to Get the Most Out of Your Empyrean Key Symbol

Your symbol translates the conscious work you have done to the subconscious, where the process of transformation begins. The symbol is like a seed, and working with it through ritual and meditation is planting and tending the seed. This is the process I developed as a technique to manifest the insight we receive from the tarot, and, by working in the context of the natal chart, to realize our highest potential.

A few ways to work with your symbol:

- Place your symbol where you can see it often
- Create something using the symbol
- Use it in ritual
- Meditate on it
- Cut out your symbol and tape it to your water bottle
- Place your symbol under your pillow and ask to receive dreams about it
- Get it tattooed on your body (or use a Sharpie!)
- Use icing to decorate cookies or cupcakes with your symbol

Make up your own fun, helpful or crazy ways to make your symbol part of your life!

Practice: Candle Scrying

Ritual to Create Mindful Focus on Your Symbol

This ritual is designed for people who do not have a lot of experience ritualizing for themselves. Ritual does not have to be complicated or mysterious. It is simply a way of connecting your physical self with your spiritual self. The process of bridging the two is accomplished differently for everyone, so never be afraid to try something new or change something around! There are no “rules” to be broken. You are just finding what works best for you, and as long as you put out your intentions with love, they will be returned with love.

Tools

- A small taper candle in the color that best fits your intention (note: a tealight candle will not work for this ritual)
- A toothpick
- Your Emyrean Key symbol, affirmation and keyword

Ritual

Using the toothpick, while repeating your Emyrean Key affirmation out loud, carve your symbol onto one side of the candle.

Now while repeating your Emyrean Key keyword out loud, carve your keyword onto the other side of the candle.

Carve your name into the bottom and the top of the candle.

Holding the candle in both hands, say your affirmation, then your keyword, and then take a deep breath and breathe out slowly and intentionally onto the candle.

Place the candle on a safe burning surface and, saying your affirmation and keyword once more, light the candle.

Let the candle burn all the way down and out. (If you cannot leave the candle burning, simply put it out and then relight it whenever it is safe to do so, repeating until it is completely burned down.)

—Ritual by Rory Joyner

Practice: A Ceremonial Magic Style Ritual

Ritual to Invoke and Balance the Energy of Your Symbol

Find an area indoors or outdoors where you can be undisturbed for a few minutes. There should be enough room to walk in a small circle, or at least turn around with your arm extended. This is your ritual space.

Part 1: Finding Center

1. Stand in the center of your ritual space facing east. Stand tall with your feet together or shoulder width apart and your hands at your sides. Take several deep breaths to clear and calm yourself.
2. Bring your hands, palms together, in front of your chest in “Namaste” or “prayer position.” Set your intention to call forth or invoke the power of your symbol.
3. From the Namaste position, drop your arms back down to your sides, then on an inhalation with a strong, controlled, sweeping motion, swing your arms above your head while slightly arching your back and looking up. Continue breathing deeply, and for a few moments contemplate your connection to the sky. (This step and the next you may recognize as the beginning of a yoga sun salutation.)
4. On an exhalation, lean forward, arms still extended, back straight, for as far forward as you can go while maintaining a strong and controlled motion. Then drop your hands and round your back until you are hanging comfortably (you can place your hands on your legs for support) or touching the ground. Breathe deeply, and for a few moments contemplate your connection to the earth.
5. Inhaling, roll up slowly vertebra by vertebra while lifting your arms out to the sides, so that your body forms a cross. While reaching out to the sides, look slightly upward and feel your heart open.
6. Exhaling, bring your hands back to Namaste position. Momentarily be aware of all the positions you have just held—above, below, left and right, and centered at the heart.

Part 2: Invoking the Power of your Symbol











7. Release your arms to the sides, and then step forward, if you have enough room, to the eastern edge of your ritual space. Extend your arm, and with a pointed finger or with a ritual wand, trace your symbol in the air in front of you. Imagine seeing your symbol glowing in brilliant white light. Say your Keyword in a firm and powerful but not necessarily loud voice. Feel the vibrations of your Keyword filling the space to the east. Alternately, say, “I invoke the power of [Keyword] out of the east and into Unity” or “My [Keyword] is One” or similar.
8. When you feel the vibrations begin to dissipate slightly, with your arm still extended, trace a line around to the south of your ritual space. Again trace your symbol, see it glowing in white light, and vibrate your Keyword or say the alternate line, using the appropriate direction as necessary.
9. Repeat to the west and to the north.
10. From the north, complete the circle by tracing a line back to the east. Then return to the center of your ritual space.
11. Trace your symbol in the air directly in front of you. See it glowing in brilliant white light.

12. Say your Affirmation aloud, firmly and powerfully, but not necessarily loudly.
13. Cup the symbol in your hands and see it glow even more brilliantly. Gently and lovingly bring it in your hands to your heart. Feel the symbol embrace your heart.
14. Feel the whole ritual space filling with white light, as if a skylight opened above you, or as if the sun came out from behind the clouds. Be aware of your symbol glowing brightly in the four directions and in your heart. Bask in the warmth and beauty of this light until you begin to feel it dissipating.

Part 3: Returning to Center

15. Bring your hands to Namaste position, and repeat steps 3 through 6.
16. Say “Thank you” or any common closing you use in your work, such as “Amen” or “So mote it be” or “Blessed be.”
17. This completes the ritual.









Planets

<u>Glyph</u>	<u>Planet</u>	<u>Card Image</u>	<u>Card Title</u>	<u>Rules Sign of</u>	<u>Aspects</u>
☾	Moon		High Priestess	♋ Cancer	N/A
☉	Sun		Sun	♌ Leo	Conjunction
☿	Mercury		Magician	♊ Gemini and ♍ Virgo	Semi-sextile
♀	Venus		Empress	♉ Taurus and ♎ Libra	Sextile
♂	Mars		Tower	♈ Aries and ♏ Scorpio (classical)	Square
♃	Jupiter		Wheel of Fortune	♐ Sagittarius and ♓ Pisces (classical)	Trine
♄	Saturn		World	♑ Capricorn and ♒ Aquarius (classical)	Opposition
♅	Uranus		Fool <i>In traditional esoteric tarot, the outer planets are not used, and the Fool corresponds to air.</i>	♒ Aquarius (modern)	N/A
♆	Neptune		Hanged Man <i>In traditional esoteric tarot, the outer planets are not used, and the Hanged Man corresponds to water.</i>	♓ Pisces (modern)	N/A
♇ or ♇	Pluto		Judgment <i>In traditional esoteric tarot, the outer planets are not used, and Judgment corresponds to fire.</i>	♏ Scorpio (modern)	N/A















Planets Keywords

<u>Glyph</u>	<u>Planet</u>	<u>Keywords</u>
☉	Sun	Self, Logic, Action, External, Self-awareness, Ego
☾	Moon	Emotion, Intuition, Reaction, Internal, Self-reflection, Unconscious, Soul, Mother
☿	Mercury	Communication, Mental realm, Writing, Eloquence, Quick movement, Dexterity, Adaptability, Thief, Trickster
♀	Venus	Relationship, Love, Beauty, Harmony, Art, Pleasure, Aesthetics
♂	Mars	Action, Desire, Power, Energy, Aggression, Sexuality, Initiative, Courage, Passion
♃	Jupiter	Education, Travel, Expansion, Success, Excess, Joviality, Religion
♄	Saturn	Limitation, Structure, Boundaries, Time, Completion, Authority, Endurance, Diligence, Discipline, Father
♅	Uranus	Community, Revolution, Inventiveness, Change, Liberation, Rebellion, Independence, Technology
♆	Neptune	Imagination, Psychic ability, Illusion, Addiction, Nebulousness, Delusion, Occult
♇ or ♁	Pluto	Transformation, Rebirth, Renewal, Deepening, Destruction, Germinating, Reorganizing

Signs

<u>Glyph</u>	<u>Sign</u>	<u>Card Image & Title</u>	<u>Ruling Planet</u>	<u>House</u>	<u>Mode</u>	<u>Element</u>
♈	Aries	 THE EMPEROR.	♂ Mars	First	Cardinal	Fire
♉	Taurus	 THE HIEROPHANT.	♀ Venus	Second	Fixed	Earth
♊	Gemini	 THE LOVERS.	♃ Mercury	Third	Mutable	Air
♋	Cancer	 THE CHARIOT.	☾ Moon	Fourth	Cardinal	Water
♌	Leo	 STRENGTH.	☼ Sun	Fifth	Fixed	Fire
♍	Virgo	 THE HERMIT.	♃ Mercury	Sixth	Mutable	Earth
♎	Libra	 JUSTICE.	♀ Venus	Seventh	Cardinal	Air
♏	Scorpio	 DEATH.	♂ Mars (Classical) ♇ (♁) Pluto (Modern)	Eighth	Fixed	Water

Signs

<u>Glyph</u>	<u>Sign</u>	<u>Card Image & Title</u>	<u>Ruling Planet</u>	<u>House</u>	<u>Mode</u>	<u>Element</u>
	Sagittarius	 Temperance	 Jupiter	Ninth	Mutable	Fire
	Capricorn	 THE DEVIL	 Saturn	Tenth	Cardinal	Earth
	Aquarius	 THE STAR	 Saturn (Classical)  Uranus (Modern)	Eleventh	Fixed	Air
	Pisces	 THE MOON	 Jupiter (Classical)  Neptune (Modern)	Twelfth	Mutable	Water

Signs and Houses Keywords

<u>Glyph</u>	<u>Sign</u>	<u>Keywords for the Sign</u>	<u>House</u>	<u>Keywords for the House</u>
♈	Aries	Courageous, Initiating, Charismatic, Pioneering	First	Early environment, personality, physical body
♉	Taurus	Comfort-oriented, Stable, Patient, Values Luxury	Second	Money, resources, possessions, security
♊	Gemini	Pursues Intelligence, Adaptable, Quick-witted, Social	Third	Communication, primary education, short journeys, siblings
♋	Cancer	Nurturing, Intuitive, Compassionate, Homebody	Fourth	Home, mother, real estate
♌	Leo	Dramatic, Confident, Noble, Flamboyant	Fifth	Children, creativity, romance
♍	Virgo	Precise, Detailed, Service-oriented, Values Perfection	Sixth	Service, jobs, health
♎	Libra	Balance, Partnership, Justice, Indecision	Seventh	Partnerships, relating to others, legal issues, open enemies
♏	Scorpio	Passionate, Intense, Transformative, Deep, Death and Rebirth	Eighth	Death, sex, taxes, transformation, other people's money
♐	Sagittarius	Exploratory, Engendering, Integrative, Philosophical	Ninth	Higher education, long journeys, philosophy, religion, publishing
♑	Capricorn	Ambitious, Disciplined, Systematizing, Values authority	Tenth	Public reputation, career, fame, father
♒	Aquarius	Revolutionary, Community-oriented, Idealistic, Humanitarian	Eleventh	Friends, community, hopes and dreams
♓	Pisces	Empathic, Sensitive, Spiritually-oriented, Psychic	Twelfth	Unconscious, mysticism, gestation, hospitals, prisons, secret enemies