




Empyrean Key



Harnessing the Grand Trine in Earth

If you've chanced to look west after sunset the past couple weeks or so, you've probably noticed Jupiter and Venus, bright and beautiful above the dark horizon. If you've felt in love with the whole world, it might be because the lovely Venus is dancing hand in hand with the contagious high spirits and worldly wisdom of Jupiter. The Moon will cut in for a very happy threesome at the beginning of next week (and Jupiter says the more the merrier!).

All this loving is part of a much larger astrological formation. Jupiter, Mars and Pluto are equidistant from each other, creating the shape of an equilateral triangle on an astrological chart. This triangle, or grand trine in astrological terms, indicates that all the planets involved are in an easy-going, harmonious and mutually supportive relationship.

The three primary planets of the grand trine are all very energetic—they have a lot of fire power. Jupiter is expansive, Mars passionate and Pluto transformative. When you take all that successful, courageous, destructive and resurrecting energy and put them together like a cosmic wheel of fortune, change is inevitable. And of course the vernal equinox already means new growth—you can feel the heat this spring as we germinate under this heavenly grow lamp.

The planets of the grand trine are in earth signs. Earth signs are stable, reliable and abundant. Our harmonious and energetic planets are doing their work in an environment of long-term security. We transform with unwavering commitment and our results are enduring.

Sometimes the grand trine energies work so well together they tend to get lazy and take the easy way out. That might be possible while Venus is distracting Jupiter, but the new moon of March 22 will join several planets squaring Pluto, a focal point into which the build-up of transformative energy funnels. The Sun doesn't form an exact square to Pluto until March 29, but at the time of the new moon, there will be a Sun, Moon, Mercury, Uranus stellium in the first few degrees of Aries that squares Pluto in Capricorn. The beginning of Aries marks the vernal equinox, and these four planets coming together in this place of symbolic budding create a magnifying lens that can direct the grand trine energies into a smouldering focus—and the phoenix will rise from the ashes.

If you are fired up to engage your own transformation, now is the time to do it! I have created a series of tarot spreads for astrologers and non-astrologers alike to help you find what the grand trine in earth means for you personally. These spreads use the Empyrean Key method for personal transformation, so you won't just get insight into these forces in your life—you'll harness them and drive them to your destination! Using the Empyrean Key process outlined here, you can analyze the significance of the astrological formations, see how you express them in your life, and synthesize that expression into a unity of purpose and focus. Meditate on the synthesis to discover a simple symbol that summarizes the work you've done in your interpretation of the cards, and then use that symbol magically and playfully to manifest change in your life.

Table of Contents

<i>Harnessing the Grand Trine in Earth</i>	1
<i>Table of Contents</i>	2
<i>Vernal Equinox, March 20, 2012 Chart</i>	3
<i>New Moon in Aries, March 22, 2012 Chart</i>	4
<i>No Astrology Needed!—Grand Trine in Earth Spread</i>	5
<i>For Astrologers—Grand Trine in Earth Spread</i>	7
<i>The Magnifying Lens Spread</i>	9
<i>Joy's Special Tarot Terminology</i>	11
<i>What is the Empyrean Key?</i>	12
<i>Diagram: The Empyrean Heaven</i>	13
<i>How to Get the Most out of Your Empyrean Key Symbol</i>	13
<i>Practice: Candle Scrying</i>	14
<i>Practice: A Ceremonial Magic Style Ritual</i>	15
<i>Planets</i>	16
<i>Planets Keywords</i>	17
<i>Signs</i>	18
<i>Signs and Houses Keywords</i>	20

Vernal Equinox, March 20, 2012

Jupiter and Venus conjunct in Taurus, Mars in Virgo, Pluto in Capricorn forming a Grand Trine in Earth.

Name: Equinox 2012

date: Tu., 20 March 2012

in Denver, CO (US)

104w59, 39n44

Time: 12:00 p.m. hyp.

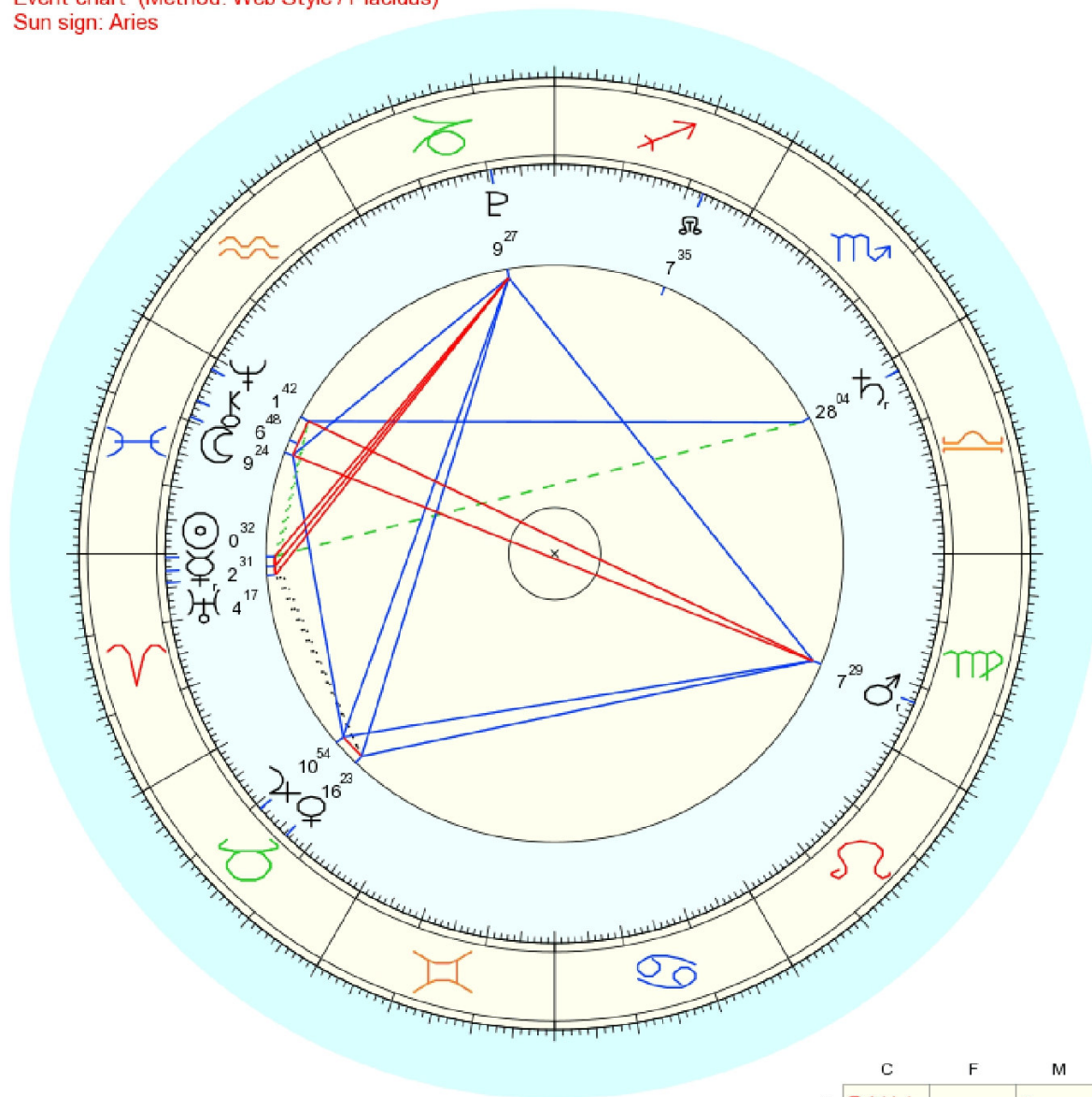
Univ. Time: 18:00



Type: 2.GW 0.0-1 21-Mrz-2012

Event chart (Method: Web Style / Placidus)

Sun sign: Aries



☉ Sun	0 Ari 31'42"
☾ Moon	9 Pis 23'49"
☿ Mercury	2 Ari 30'38"r
♀ Venus	16 Tau 22'38"
♂ Mars	7 Vir 28'35"r
♃ Jupiter	10 Tau 53'45"
♄ Saturn	28 Lib 3'37"r
♅ Uranus	4 Ari 16'58"
♆ Neptune	1 Pis 42'11"
♇ Pluto	9 Cap 26'58"
♁ True Node	7 Sag 35'28"
♄ Chiron	6 Pis 48'11"

	C	F	M
F	☉ ☿ ♄		♁
A	♃		
E	♂	♀ ♃	♂
W			♄ ♅ ♆

New Moon in Aries, March 22, 2012

Mercury, Sun, Moon and Uranus forming a stellium in Aries square to Pluto in Capricorn.

Name: New Moon March 2012
date: Th., 22 March 2012
in Denver, CO (US)
104w59, 39n44

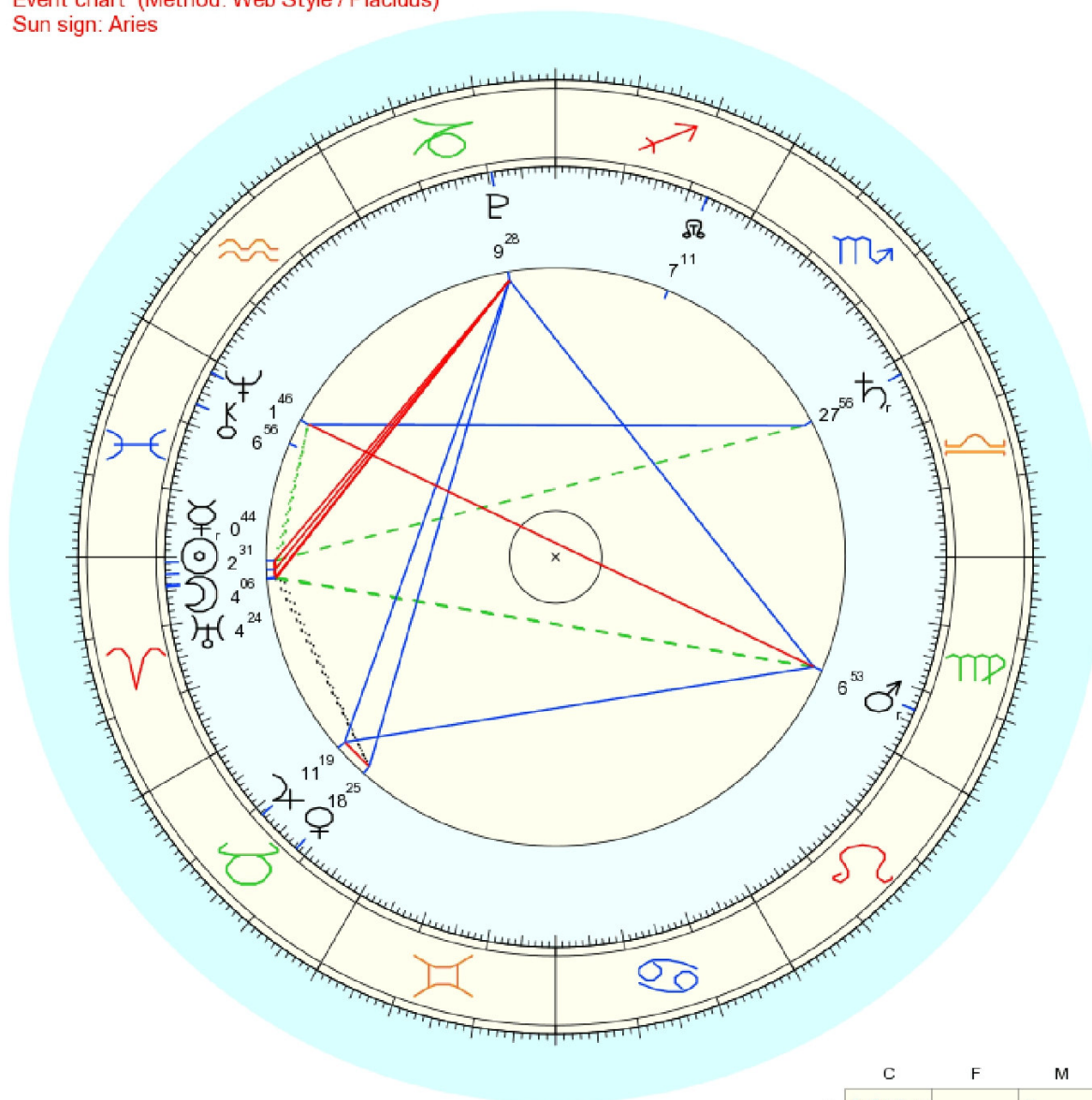
Time: 12:00 p.m. hyp.
Univ. Time: 18:00



Type: 2.GW 0.0-1 21-Mrz-2012

Event chart (Method: Web Style / Placidus)

Sun sign: Aries




☉ Sun	2 Ari 30'52"
☾ Moon	4 Ari 5'32"
☿ Mercury	0 Ari 43'36"r
♀ Venus	18 Tau 25'26"
♂ Mars	6 Vir 53'16"r
♃ Jupiter	11 Tau 18'57"
♄ Saturn	27 Lib 55'54"r
♅ Uranus	4 Ari 23'50"
♆ Neptune	1 Pis 46'16"
♇ Pluto	9 Cap 28'13"
♁ True Node	7 Sag 10'47"
♄ Chiron	6 Pis 55'33"

	C	F	M
F	☉☿☽		♁
A	♃		
E	♄	♀♄	♂
W			♅♆

☉	☽	☿	♀	♂	♃	♄	♅	♆	♁	♄
☉	☽	☿	♀	♂	♃	♄	♅	♆	♁	♄
☉	☽	☿	♀	♂	♃	♄	♅	♆	♁	♄
☉	☽	☿	♀	♂	♃	♄	♅	♆	♁	♄
☉	☽	☿	♀	♂	♃	♄	♅	♆	♁	♄
☉	☽	☿	♀	♂	♃	♄	♅	♆	♁	♄
☉	☽	☿	♀	♂	♃	♄	♅	♆	♁	♄
☉	☽	☿	♀	♂	♃	♄	♅	♆	♁	♄
☉	☽	☿	♀	♂	♃	♄	♅	♆	♁	♄
☉	☽	☿	♀	♂	♃	♄	♅	♆	♁	♄
☉	☽	☿	♀	♂	♃	♄	♅	♆	♁	♄



Empyrean Key



No Astrology Needed!—Grand Trine in Earth Spread

Empyrean Key Simple Astrology Tarot Spread

This spread is best completed before March 26, 2012 and not later than March 27, 2012.

Day of the Week _____ Date _____ Time _____

Moon Phase _____ Deck _____ Spread Grand Trine in Earth

Question: How is this planetary configuration affecting my life?


Card 1: Planet: Jupiter
Place the Wheel of Fortune card in position 1. The Wheel is associated with the planet Jupiter.
Keywords: Education, Travel, Expansion, Success, Excess, Joviality, Religion



Card 2: Planet: Venus
Place the Empress card in position 2. The Empress is associated with the planet Venus.
Keywords: Relationship, Love, Beauty, Harmony, Art, Pleasure, Aesthetics



Card 8: Aspect: Trine
Place the Wheel of Fortune card in position 8. (Grab another deck—this is why you have so many!!) The Wheel is associated with Jupiter, and the trine aspect is governed by the qualities of Jupiter. **This represents the overall interaction of the components in this spread.**



Card 5: Sign: Taurus
Place the Hierophant card in position 5. The Hierophant is associated with the sign Taurus.



Keywords: Comfort-oriented, Stable, Patient, Values luxury

Card 3: Planet: Pluto
Place the Judgment card in position 3. Judgment is associated with the planet Pluto.
Keywords: Transformation, Rebirth, Renewal, Deepening, Destruction, Germinating, Reorganizing

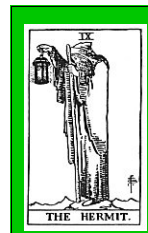


Card 6: Sign: Capricorn
Place the Devil card in position 6. It's associated with the sign Capricorn.



Keywords: Ambitious, Disciplined, Systematizing, Values authority

Card 7: Sign: Virgo
Place the Hermit card in position 7. It's associated with the sign Virgo.



Keywords: Precise, Detailed, Service-oriented, Values perfection

Card 4: Planet: Mars
Place the Tower card in position 4. The Tower is associated with the planet Mars.
Keywords: Action, Desire, Power, Energy, Aggression, Sexuality, Initiative, Courage, Passion



No Astrology Needed!—Grand Trine in Earth Spread

Page 2

Keyword for Planetary Energy (Cards 1-4)

Cards 1-4 are the planets forming the grand trine. These planets combine to create a particular energy, feeling or goal that is being activated in you right now. Based on your interpretation of these cards, select a keyword to summarize this energy:

Keyword for Expression of the Signs (Cards 5-7)

Cards 5-7 are the earth signs that form the backdrop to the trined planets. This is how you focus the energy, express the feeling or work toward the goal of the planets. Select a keyword to summarize how you express the grand trine energy:

Keyword for Overall Interaction (Card 8)

Card 8 is the way these components interact. Select a keyword to summarize this interaction:

Card 9:

What is the highest expression of the Keyword for Planetary Energy (Cards 1-4)? Draw randomly.

Card 9:
Highest
expression
of
Planets

Card 11:

What is the highest expression of the Keyword for Overall Interaction (Card 8)? Draw randomly.

Card 11:
Highest
expression
of
Aspect

Card 12: Synthesis

Choose Card 12 by combining visual cues from Cards 9, 10, and 11. Meditate on Card 12 to find your personal symbol that represents your highest expression of the energy of the Grand Trine in Earth.

Card 12:
Synthesis

Card 10:

What is the highest expression of the Keyword for Expression of the Signs (Cards 5-7)? Draw randomly.

Card 10:
Highest
expression
of
Signs

Draw your symbol here:

Write an affirmation or personal statement based on your symbol that perfectly expresses the highest expression of the energy you are working with, using the wording suggested below or your own phrasing.

[Affirmation] My highest expression of the Grand Trine in Earth is: _____

Last, summarize your personal statement with a single keyword or *very* short phrase. You are trying to find the heart of your affirmation. Write your Keyword below.

[Keyword] _____



Empyrean Key



For Astrologers—Grand Trine in Earth Spread Empyrean Key Tarot Spread for Chart Interpretation

This spread is best completed before March 26, 2012 and not later than March 27, 2012.

Day of the Week _____ Date _____ Time _____

Moon Phase _____ Deck _____ Spread Grand Trine in Earth

Question: How is this planetary configuration activating my natal chart?


Card 1: Planet: Jupiter

Place the Wheel of Fortune card in position 1. The Wheel is associated with the planet Jupiter.

Keywords: Education, Travel, Expansion, Success, Excess, Joviality, Religion



Card 8:
My
planet(s)
in
Taurus



Card 2: Planet: Venus

Place the Empress card in position 2. The Empress is associated with the planet Venus.

Keywords: Relationship, Love, Beauty, Harmony, Art, Pleasure, Aesthetics

Card 5: Sign: Taurus

Place the Hierophant card in position 5. The Hierophant is associated with the sign Taurus.

Keywords: Comfort-oriented, Stable, Patient, Values luxury




Card 11:
In this
House
of my
chart

Card 14: Aspect: Trine

Place the Wheel of Fortune card in position 14. The Wheel is associated with Jupiter, and the trine aspect is governed by the qualities of Jupiter.

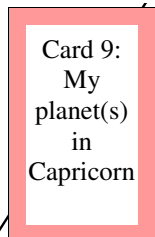
This represents the overall interaction of the components of this spread.



Card 3: Planet: Pluto

Place the Judgment card in position 3. Judgment is associated with the planet Pluto.

Keywords: Transformation, Rebirth, Renewal, Deepening, Destruction, Germinating, Reorganizing



Card 6: Sign: Capricorn

Place the Devil card in position 6. It's associated with the sign Capricorn.

Keywords: Ambitious, Disciplined, Systematizing, Values authority

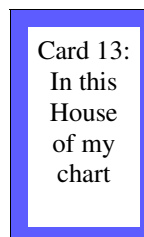


Card 12:
In this
House
of my
chart

Card 7: Sign: Virgo

Place the Hermit card in position 7. It's associated with the sign Virgo.

Keywords: Precise, Detailed, Service-oriented, Values perfection



Card 4: Planet: Mars

Place the Tower card in position 4. The Tower is associated with the planet Mars.

Keywords: Action, Desire, Power, Energy, Aggression, Sexuality, Initiative, Courage, Passion



Card 10:
My
planet(s)
in
Virgo

Make it your own! To fully personalize this spread, you can add in any planet(s) in your chart that are conjunct to the transiting grand trine (more specific). Or just use any planet(s) that you have in the signs activated by the grand trine, but not otherwise engaged by the transit (more general). Then add in the cards for the houses of your chart that the transiting grand trine planets are in. (You'll need an extra deck or two!)

Example. For instance, I have Mars at 7 degrees Taurus in the 11th House, which is conjunct to the Jupiter/Venus transit. I could add a second Tower card in card position 8 and put the Star in card position 11. Cards 9 and 10 would be void for me. Then I would also add my other house cards. **See the Planets handout and Signs handout to find the astrological associations of the cards.**

For Astrologers—Grand Trine in Earth Spread

Page 2

Keyword for Jupiter/Venus Activation (Cards 1, 2, 5, 8, 11)

These cards represent the Jupiter/Venus in Taurus activation of your chart. Based on your interpretation of these cards, select a keyword to summarize this energy:

Keyword for Pluto Activation (Cards 3, 6, 9, 12)

These cards represent the Pluto in Capricorn activation of your chart. Based on your interpretation, select a keyword to summarize this energy:

Keyword for Mars Activation (Cards 4, 7, 10, 13)

These cards represent the Mars in Virgo activation of your chart. Based on your interpretation of these cards, select a keyword to summarize this energy:

Keyword for Overall Interaction (Card 14): Card 14 is the way these components interact. Select a keyword to summarize this:

Card 15:

What is the highest expression of the Keyword for Jupiter/Venus Activation? Draw randomly.

Card 15:
Highest
expression
of
Jup/Ven
Activation

Card 16:

What is the highest expression of the Keyword for Pluto Activation? Draw randomly.

Card 16:
Highest
expression
of
Pluto
Activation

Card 17:

What is the highest expression of the Keyword for Mars Activation? Draw randomly.

Card 17:
Highest
expression
of
Mars
Activation

Card 18:

What is the highest expression of the Keyword for Overall Interaction (Card 8)? Draw randomly.

Card 18:
Highest
expression
of
Aspect

Card 19: Synthesis

Choose Card 19 by combining visual cues from Cards 15, 16, 17 and 18. Meditate on Card 19 to find your personal symbol that represents your highest expression of the energy of the Grand Trine in Earth.

Card 19:
Synthesis

Draw your symbol here:

Write an affirmation or personal statement based on your symbol that perfectly expresses the highest expression of the energy you are working with, using the wording suggested below or your own phrasing.


[Affirmation] My highest expression of how the Grand Trine in Earth activates my natal chart is:

Last, summarize your personal statement with a single keyword or *very* short phrase. You are trying to find the heart of your affirmation. Write your Keyword below.

[Keyword] _____



Empyrean Key



The Magnifying Lens Spread

Empyrean Key Tarot Spread for Chart Interpretation

This spread builds on the Grand Trine in Earth Spread, so do that spread first.

This spread is best completed between March 22 and 29, 2012 and not later than April 4, 2012.

Day of the Week _____ Date _____ Time _____

Moon Phase _____ Deck _____ Spread The Magnifying Lens

Question: How can I best focus the energies of the Grand Trine in Earth into my life?

Card 2: Planet: Sun

Place the Sun card in position 2 for the Sun.

Keywords: Self, Logic, Action, External, Self-awareness, Ego

Card 3: Planet: Moon

Place the High Priestess card in position 3 for the Moon.

Keywords: Emotion, Intuition, Reaction, Internal, Self-reflection, Unconscious, Soul, Mother

Card 1: Planet: Mercury

Place the Magician card in position 1 for Mercury.

Keywords: Communication, Quick movement, Dexterity, Adaptability, Thief, Trickster



Card 4: Planet: Uranus

Place the Fool in position 4 for Uranus.

Keywords: Community, Revolution, Inventiveness, Change, Liberation, Rebellion, Independence, Technology

Card 5:
My
planet(s)
in Aries

Card 5: Your Planet(s) in Aries

Refer to "Planets" (p. 16) and "Planets Keywords" (p. 17).

Card 6: Sign: Aries

Place the Emperor card in position 6. The Emperor is associated with the sign Aries.

Keywords: Courageous, Initiating, Charismatic, Pioneering



Card 7:
In this
House
of my
chart

Card 7: Your House

Refer to "Signs" (p. 18) and "Signs Keywords" (p. 20).



Card 8: Aspect: Square

Place the Tower card in position 8. The Tower is associated with Mars, and the square aspect is governed by the qualities of Mars.

This represents the interaction of these cards to the synthesis of your Grand Trine Spread.

The Magnifying Lens Spread

Page 2

Keyword for Aries Stellium (Cards 1-6)

This is your magnifying lens.

These cards represent the lens that focuses the Grand Trine energy. Select a keyword to summarize your lens:

Keyword for House (Card 7)

This is your focal point.

This is where those energies can best be focused right now for total transformation. Select a keyword for this area of your life:

Keyword for Aspect (Card 8)

This is how your magnifying lens interacts with your Grand Trine energy.

Select a keyword for this interaction:

Card 9:

What is the highest expression of the Keyword for the Aries stellium, the magnifying lens? Draw randomly.

Card 9:
Highest
expression
of
Magnifying
Lens

Card 10:
Highest
expression
of
Focal
point

Card 10:

What is the highest expression of the Keyword for the area of life this is working in, the focal point? Draw randomly.

Card 11:

What is the highest expression of the interaction between the lens and the Grand Trine energy? Draw randomly.

Card 11:
Highest
expression
of
Interaction

Card 12

In position 10, place the Synthesis card from position 19 (12 for No-Astrology version) of the Grand Trine Spread.

Card 12:
Your
Grand
Trine
Synthesis
card

Card 13: Synthesis

Choose Card 13 by combining visual cues from Cards 9-12. Meditate on Card 13 to find your personal symbol that represents your highest expression of the Magnifying Lens.

Card 13:
Synthesis

Draw your symbol here:

Write an affirmation or personal statement based on your symbol that perfectly expresses the highest expression of the energy you are working with, using the wording suggested below or your own phrasing.

[Affirmation] My highest expression of the Magnifying Lens is:

Last, summarize your personal statement with a single keyword or *very* short phrase. You are trying to find the heart of your affirmation. Write your Keyword below.

[Keyword] _____

Joy's Special Tarot Terminology

Analytical or Intentional Draw

An analytical or intentional draw is when you look through the cards face up and pick a card by looking at the picture and making a conscious or analytical choice to use the card.

Random or Intuitive Draw

A random or intuitive draw is when you shuffle the cards face down (or fan them out face down) and select a card randomly, intuitively, or through energetic means.

Synthesis

Compare two or more cards and note any details or visual cues common to each card being compared. Also consider what detail on each card most specifically summarizes the meaning you see in the card. Note such a detail for each card being compared. Now look through the deck for a single card that contains the visual cues you have made note of. This card is the “synthesis” of the other cards. I developed this special technique in August 2008 for the Denver Tarot Geeks.

Highest Expression

Often when we're doing tarot readings, we try to steer a middle course, and not read the cards the way we want them to mean but not read all gloom and doom either. The exercises in the Empyrean Key process provide opportunities to ask the cards to show us our highest self—this is not the same as seeing in the cards what we want to see, but rather allowing the cards—each and every card—to express to us something that is perfectly true, inspiring and transformative about ourselves. I call this the highest expression of the cards.

The Empyrean Key

The Basic Key

The Empyrean Key process uses tarot to explore our highest potential and then crystallize the insight we receive into a simple symbol or glyph that we can use ritually or playfully to bring our consciousness and energetic being into alignment with our higher self—and the Divine—to create powerful transformation in our lives.

The Empyrean Key is a simple process that can be used with any tarot spread to provide a way to incorporate the insight you receive into your life so that you can achieve the full transformational benefits of your tarot readings.

The Ultimate Key

In its ultimate form, the Empyrean Key method integrates the imagistic communication of the tarot with the astrological blueprint of your life purpose to create personalized spiritual practices aimed at evolutionary transformation. This method is designed to create opportunities to break through blocks while aligning yourself with your higher purpose so that you can achieve your unique perfection.

Translating the details of the astrological natal chart into mythological language arouses what is called archetypal expansion--the inspirational feeling of bursting through to a new level of universal consciousness. This expanded perception feels like arriving at the top of a mountain, where you can clearly see your destination. Then using the concrete methods of the Empyrean Key process, you can climb down from that mountain back to normal consciousness with a roadmap to where you're going.

Ultimately, the Empyrean Key process is designed to allow you to discover, connect to and manifest your soul purpose.

The Story Behind It

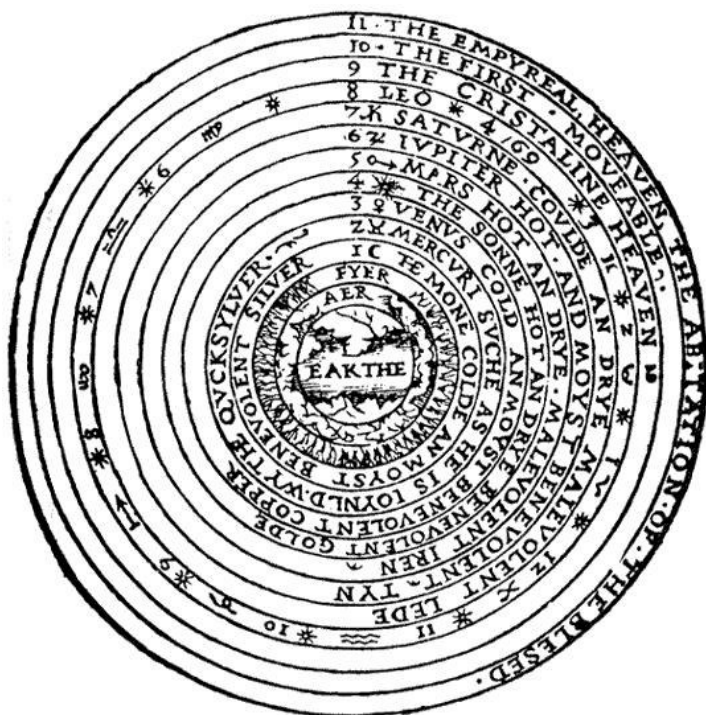
I developed the name Empyrean Key based on the idea of the Empyrean sphere, which was considered the eleventh and highest heaven in medieval cosmology. This was the highest level of the universe, unmoving, perfect, the realm of pure light and the seat of the Divine. The word "key" refers both to a tool for unlocking something previously unavailable, as well as to the Major Arcana of the tarot. Your Empyrean Key is your unique tool for opening the highest levels of your soul purpose.

The Empyrean Key method developed out of my desire to manifest my own soul purpose. After years of study, the tarot had become profoundly useful for me in providing deep insights, but I felt that there was one step further for me to go. I realized I needed to develop a system to translate the insight from tarot into real changes in my life. At the same time, I had started studying astrology and was working to discover how to see my own highest potential in my chart.

I discovered that by combining the two modalities I could use the tarot as a bridge to cross from the eternal archetypes of astrological mythology to the unique simplicity of my mundane personality and back to the highest expression of my soul purpose. By then crystallizing this

shift of perspective into a unique symbol, I could create my own personal tool for transformation.

I believe that because the system is so adaptable and personalized, anybody can benefit from it.



The Empyrean Heaven

This image shows the Ptolemaic cosmology, with the Earth at the center, surrounded by Air and Fire, then the numbered concentric spheres.

Earth

Air

Fire

1. Moon
2. Mercury
3. Venus
4. Sun
5. Mars
6. Jupiter
7. Saturn
8. The Fixed Stars/Zodiac
9. The Crystalline Heaven
10. The First Moveable Sphere (*Primum Mobile*)
11. The Empyrean Heaven

How to Get the Most Out of Your Empyrean Key Symbol

Your symbol translates the conscious work you have done to the subconscious, where the process of transformation begins. The symbol is like a seed, and working with it through ritual and meditation is planting and tending the seed. This is the process I developed as a technique to manifest the insight we receive from the tarot, and, by working in the context of the natal chart, to realize our highest potential.

A few ways to work with your symbol:

- Place your symbol where you can see it often
- Create something using the symbol
- Use it in ritual
- Meditate on it
- Cut out your symbol and tape it to your water bottle
- Place your symbol under your pillow and ask to receive dreams about it
- Get it tattooed on your body (or use a Sharpie!)
- Use icing to decorate cookies or cupcakes with your symbol

Make up your own fun, helpful or crazy ways to make your symbol part of your life!

Practice: Candle Scrying

Ritual to Create Mindful Focus on Your Symbol

This ritual is designed for people who do not have a lot of experience ritualizing for themselves. Ritual does not have to be complicated or mysterious. It is simply a way of connecting your physical self with your spiritual self. The process of bridging the two is accomplished differently for everyone, so never be afraid to try something new or change something around! There are no “rules” to be broken. You are just finding what works best for you, and as long as you put out your intentions with love, they will be returned with love.

Tools

- A small taper candle in the color that best fits your intention (note: a tealight candle will not work for this ritual)
- A toothpick
- Your Empyrean Key symbol, affirmation and keyword

Ritual

Using the toothpick, while repeating your Empyrean Key affirmation out loud, carve your symbol onto one side of the candle.

Now while repeating your Empyrean Key keyword out loud, carve your keyword onto the other side of the candle.

Carve your name into the bottom and the top of the candle.

Holding the candle in both hands, say your affirmation, then your keyword, and then take a deep breath and breathe out slowly and intentionally onto the candle.

Place the candle on a safe burning surface and, saying your affirmation and keyword once more, light the candle.

Let the candle burn all the way down and out. (If you cannot leave the candle burning, simply put it out and then relight it whenever it is safe to do so, repeating until it is completely burned down.)

—*Ritual by Rory Joyner*











Practice: A Ceremonial Magic Style Ritual

Ritual to Invoke and Balance the Energy of Your Symbol

Find an area indoors or outdoors where you can be undisturbed for a few minutes. There should be enough room to walk in a small circle, or at least turn around with your arm extended. This is your ritual space.

1. Stand in the center of your ritual space facing east. Stand tall with your feet together or shoulder width apart and your hands at your sides. Take several deep breaths to clear and calm yourself.
2. Bring your hands, palms together, in front of your chest in “Namaste” or “prayer position.” Set your intention to call forth or invoke the power of your symbol.
3. From the Namaste position, drop your arms back down to your sides, then on an inhalation with a strong, controlled, sweeping motion, swing your arms above your head while slightly arching your back and looking up. Continue breathing deeply, and for a few moments contemplate your connection to the sky. (This step and the next you may recognize as the beginning of a yoga sun salutation.)
4. On an exhalation, lean forward, arms still extended, back straight, for as far forward as you can go while maintaining a strong and controlled motion. Then drop your hands and round your back until you are hanging comfortably (you can place your hands on your legs for support) or touching the ground. Breathe deeply, and for a few moments contemplate your connection to the earth.
5. Inhaling, roll up slowly vertebra by vertebra while lifting your arms out to the sides, so that your body forms a cross. While reaching out to the sides, look slightly upward and feel your heart open.
6. Exhaling, bring your hands back to Namaste position. Momentarily be aware of all the positions you have just held—above, below, left and right, and centered at the heart.
7. Release your arms to the sides, and then step forward, if you have enough room, to the eastern edge of your ritual space. Extend your arm, and with a pointed finger or with a ritual wand, trace your symbol in the air in front of you. Imagine seeing your symbol glowing in brilliant white light. Say your Keyword in a firm and powerful but not necessarily loud voice. Feel the vibrations of your Keyword filling the space to the east. Alternately, say, “I invoke the power of [Keyword] out of the east and into Unity” or “My [Keyword] is One” or similar.
8. When you feel the vibrations begin to dissipate slightly, with your arm still extended, trace a line around to the south of your ritual space. Again trace your symbol, see it glowing in white light, and vibrate your Keyword or say the alternate line, using the appropriate direction as necessary.
9. Repeat to the west and to the north.
10. From the north, complete the circle by tracing a line back to the east. Then return to the center of your ritual space.
11. Trace your symbol in the air directly in front of you. See it glowing in brilliant white light.
12. Say your Affirmation aloud, firmly and powerfully, but not necessarily loudly.
13. Cup the symbol in your hands and see it glow even more brilliantly. Gently and lovingly bring it in your hands to your heart. Feel the symbol embrace your heart.
14. Feel the whole ritual space filling with white light, as if a skylight opened above you, or as if the sun came out from behind the clouds. Be aware of your symbol glowing brightly in the four directions and in your heart. Bask in the warmth and beauty of this light until you begin to feel it dissipating.
15. Bring your hands to Namaste position, and repeat steps 3 through 6.
16. Say “Thank you” or any common closing you use in your work, such as “Amen” or “So mote it be” or “Blessed be.”
17. This completes the ritual.

Planets

<u>Glyph</u>	<u>Planet</u>	<u>Card Image</u>	<u>Card Title</u>	<u>Rules Sign of</u>	<u>Aspects</u>
☾	Moon		High Priestess	♋ Cancer	N/A
☼	Sun		Sun	♌ Leo	Conjunction
☿	Mercury		Magician	♊ Gemini and ♍ Virgo	Semi-sextile
♀	Venus		Empress	♉ Taurus and ♎ Libra	Sextile
♂	Mars		Tower	♈ Aries and ♏ Scorpio (classical)	Square
♃	Jupiter		Wheel of Fortune	♐ Sagittarius and ♏ Pisces (classical)	Trine
♄	Saturn		World	♑ Capricorn and ♒ Aquarius (classical)	Opposition
♅	Uranus		Fool <i>In traditional esoteric tarot, the outer planets are not used, and the Fool corresponds to air.</i>	♒ Aquarius (modern)	N/A
♆	Neptune		Hanged Man <i>In traditional esoteric tarot, the outer planets are not used, and the Hanged Man corresponds to water.</i>	♏ Pisces (modern)	N/A
♇ or ♇	Pluto		Judgment <i>In traditional esoteric tarot, the outer planets are not used, and Judgment corresponds to fire.</i>	♏ Scorpio (modern)	N/A





Planets Keywords

<u>Glyph</u>	<u>Planet</u>	<u>Keywords</u>
☉	Sun	Self, Logic, Action, External, Self-awareness, Ego
☾	Moon	Emotion, Intuition, Reaction, Internal, Self-reflection, Unconscious, Soul, Mother
☿	Mercury	Communication, Mental realm, Writing, Eloquence, Quick movement, Dexterity, Adaptability, Thief, Trickster
♀	Venus	Relationship, Love, Beauty, Harmony, Art, Pleasure, Aesthetics
♂	Mars	Action, Desire, Power, Energy, Aggression, Sexuality, Initiative, Courage, Passion
♃	Jupiter	Education, Travel, Expansion, Success, Excess, Joviality, Religion
♄	Saturn	Limitation, Structure, Boundaries, Time, Completion, Authority, Endurance, Diligence, Discipline, Father
♅	Uranus	Community, Revolution, Inventiveness, Change, Liberation, Rebellion, Independence, Technology
♆	Neptune	Imagination, Psychic ability, Illusion, Addiction, Nebulousness, Delusion, Occult
♇ or ♁	Pluto	Transformation, Rebirth, Renewal, Deepening, Destruction, Germinating, Reorganizing

Signs

<u>Glyph</u>	<u>Sign</u>	<u>Card Image & Title</u>	<u>Ruling Planet</u>	<u>House</u>	<u>Mode</u>	<u>Element</u>
♈	Aries	The Emperor (I) A bearded man in a red robe and crown, sitting on a throne.	♂ Mars	First	Cardinal	Fire
♉	Taurus	The Hierophant (V) A man in a red robe and crown, sitting on a throne, holding a staff.	♀ Venus	Second	Fixed	Earth
♊	Gemini	The Lovers (VI) Two nude figures, a man and a woman, standing under a rainbow.	♀ Mercury	Third	Mutable	Air
♋	Cancer	The Chariot (VII) A man in a blue robe and crown, sitting on a throne, holding a staff.	☾ Moon	Fourth	Cardinal	Water
♌	Leo	Strength (VIII) A man in a white robe and crown, kneeling and holding a lion's paw.	☼ Sun	Fifth	Fixed	Fire
♍	Virgo	The Hermit (IX) A man in a white robe and crown, holding a lantern and a staff.	♀ Mercury	Sixth	Mutable	Earth
♎	Libra	Justice (X) A man in a red robe and crown, sitting on a throne, holding a scale.	♀ Venus	Seventh	Cardinal	Air
♏	Scorpio	Death (XIII) A man in a white robe and crown, holding a scythe and a staff.	♂ Mars (Classical) ♂ Pluto (Modern)	Eighth	Fixed	Water

Signs

<u>Glyph</u>	<u>Sign</u>	<u>Card Image & Title</u>	<u>Ruling Planet</u>	<u>House</u>	<u>Mode</u>	<u>Element</u>
♐	Sagittarius	 Temperance	♃ Jupiter	Ninth	Mutable	Fire
♑	Capricorn	 Devil	♄ Saturn	Tenth	Cardinal	Earth
♒	Aquarius	 Star	♄ Saturn (Classical) ♅ Uranus (Modern)	Eleventh	Fixed	Air
♓	Pisces	 Moon	♃ Jupiter (Classical) ♆ Neptune (Modern)	Twelfth	Mutable	Water

Signs and Houses Keywords

<u>Glyph</u>	<u>Sign</u>	<u>Keywords for the Sign</u>	<u>House</u>	<u>Keywords for the House</u>
♈	Aries	Courageous, Initiating, Charismatic, Pioneering	First	Early environment, personality, physical body
♉	Taurus	Comfort-oriented, Stable, Patient, Values Luxury	Second	Money, resources, possessions
♊	Gemini	Pursues Intelligence, Adaptable, Quick-witted, Social	Third	Communication, primary education, short journeys, siblings
♋	Cancer	Nurturing, Intuitive, Compassionate, Homebody	Fourth	Home, mother, real estate
♌	Leo	Dramatic, Confident, Noble, Flamboyant	Fifth	Children, creativity, romance
♍	Virgo	Precise, Detailed, Service-oriented, Values Perfection	Sixth	Service, jobs, health
♎	Libra	Balance, Partnership, Justice, Indecision	Seventh	Partnerships, relating to others, legal issues, open enemies
♏	Scorpio	Passionate, Intense, Transformative, Deep, Death and Rebirth	Eighth	Death, sex, taxes, transformation, other people's money
♐	Sagittarius	Exploratory, Engendering, Integrative, Philosophical	Ninth	Higher education, long journeys, philosophy, religion, publishing
♑	Capricorn	Ambitious, Disciplined, Systematizing, Values authority	Tenth	Public reputation, career, fame, father
♒	Aquarius	Revolutionary, Community- oriented, Idealistic, Humanitarian	Eleventh	Friends, community, hopes and dreams
♓	Pisces	Empathic, Sensitive, Spiritually- oriented, Psychic	Twelfth	Unconscious, mysticism, gestation, hospitals, prisons, secret enemies